

Dipole Mode Simulations for a TESLA 1.3 GHz Cavity



TECHNISCHE
UNIVERSITÄT
DARMSTADT

W. Ackermann, W.F.O. Müller, H. De Gerssem

Institute for Accelerator Science and Electromagnetic Fields (TEMF), TU Darmstadt

DESY-TEMF Meeting
November 28, 2019
DESY, Hamburg



Outline

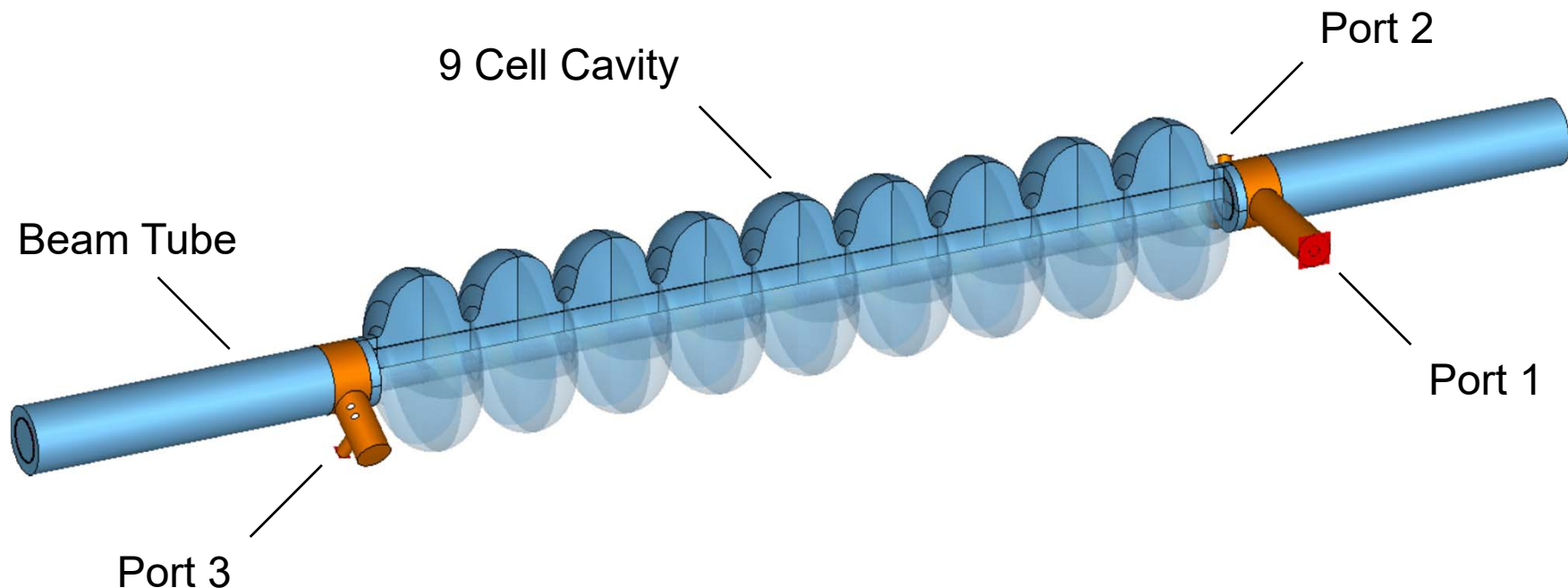
- Motivation
- Dipole-Mode Eigenvalue Calculation
 - Electromagnetic field distribution
 - Single point-charge excitation using shifted trajectories
- Dipole-Mode Excitation
 - Excited complex-valued amplitude wrt. shifted and tilted trajectories
 - Magnitude fitting as used in the experimental data evaluations
 - Sensitivity wrt. shifted and tilted trajectories
- Summary / Outlook

Outline

- **Motivation**
- Dipole-Mode Eigenvalue Calculation
 - Electromagnetic field distribution
 - Single point-charge excitation using shifted trajectories
- Dipole-Mode Excitation
 - Excited complex-valued amplitude wrt. shifted and tilted trajectories
 - Magnitude fitting as used in the experimental data evaluations
 - Sensitivity wrt. shifted and tilted trajectories
- Summary / Outlook

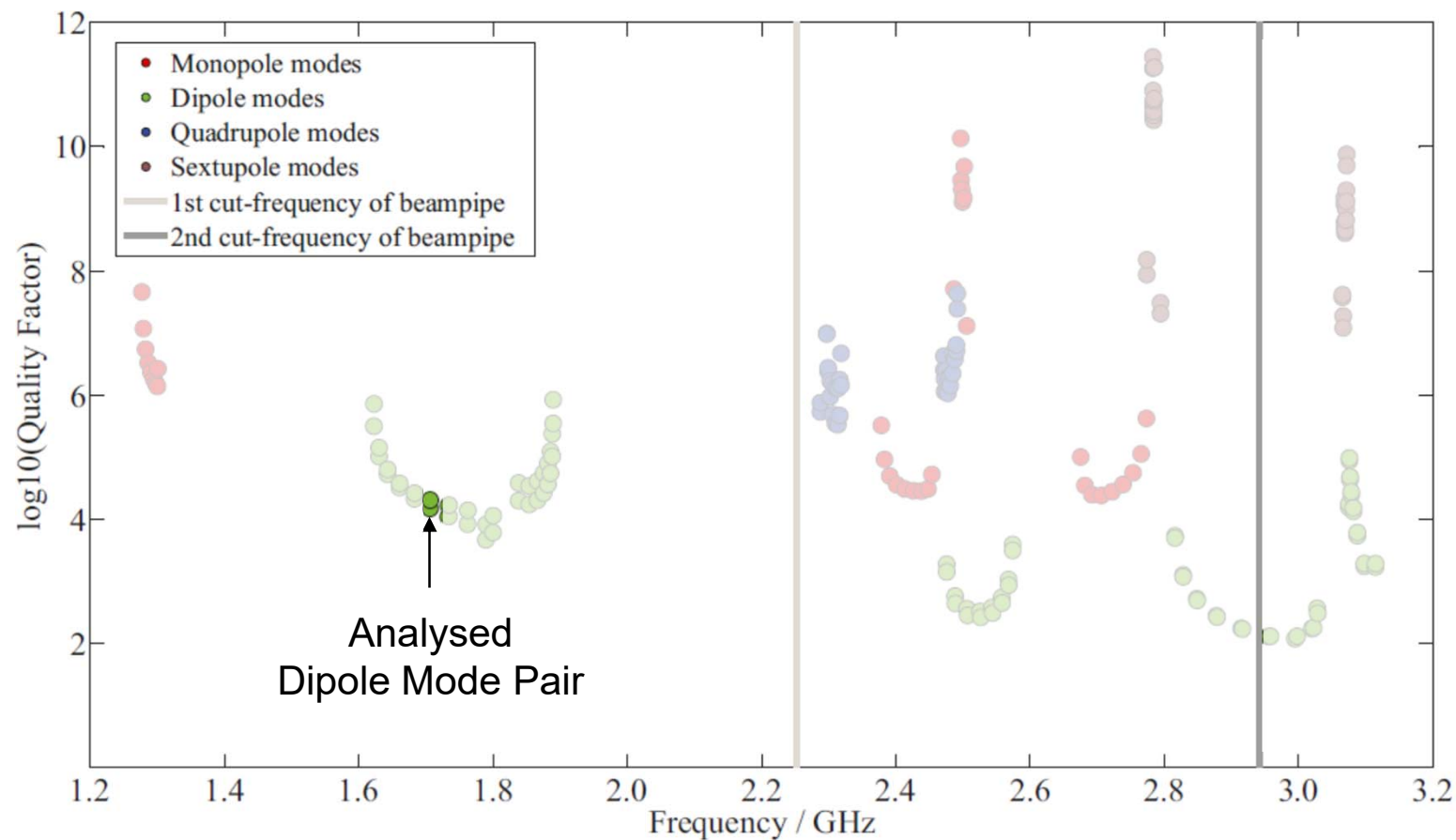
Motivation

- Computational Model
 - 9 Cell Cavity (symmetric mesh in high-field area)
 - Input and HOM Couplers included (local grid refinement)



Motivation

▪ Mode Compendium



<http://bib-pubdb1.desy.de/record/289143>

Motivation

▪ Mode Compendium (1st + 2nd dipole passband)

Number	Frequency in GHz	Rz / Q in Ohm	Rz in Ohm
1	1.6207	5.08E-07	1.60E-01
2	1.6207	2.79E-08	2.01E-02
3	1.6282	2.59E-06	2.66E-01
4	1.6282	1.63E-07	2.33E-02
5	1.6409	2.86E-07	1.52E-02
6	1.6410	2.63E-06	1.67E-01
7	1.6586	7.00E-06	2.29E-01
8	1.6588	1.03E-06	3.91E-02
9	1.6807	2.57E-06	5.54E-02
10	1.6809	7.19E-06	1.90E-01
11	1.7061	1.77E-05	2.65E-01
12	1.7064	1.36E-06	2.76E-02
13	1.7335	1.53E-05	1.68E-01
14	1.7338	4.00E-06	6.63E-02
15	1.7614	7.19E-06	5.92E-02
16	1.7617	1.13E-05	1.55E-01
17	1.7886	6.18E-05	2.85E-01
18	1.7890	2.02E-05	1.64E-01

<http://bib-pubdb1.desy.de/record/289143>

Outline

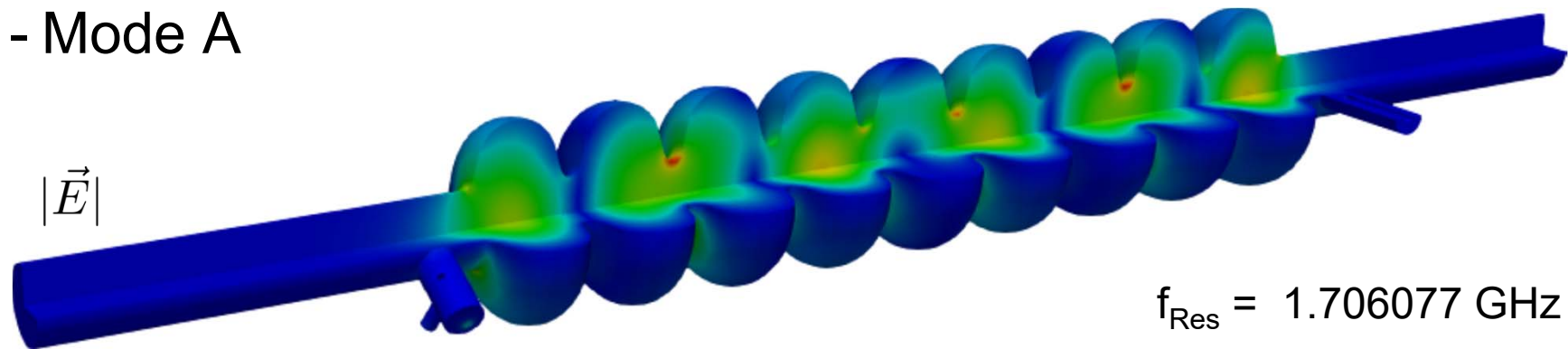
- Motivation
- **Dipole-Mode Eigenvalue Calculation**
 - Electromagnetic field distribution
 - Single point-charge excitation using shifted trajectories
- Dipole-Mode Excitation
 - Excited complex-valued amplitude wrt. shifted and tilted trajectories
 - Magnitude fitting as used in the experimental data evaluations
 - Sensitivity wrt. shifted and tilted trajectories
- Summary / Outlook

Dipole-Mode Eigenvalue Calculation

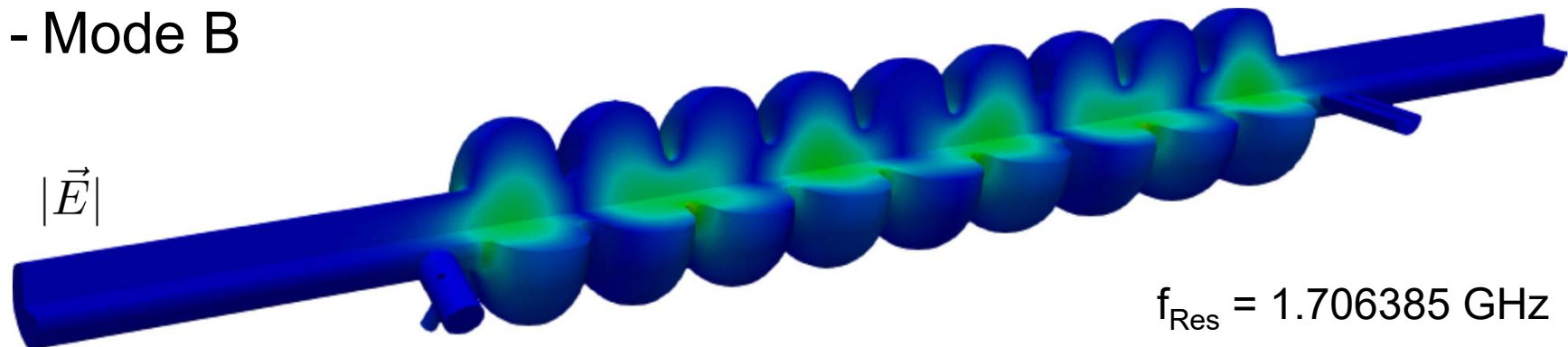
Field Distributions

3.478.532 curved tetrahedrons
21.770.358 complex-valued DOF

- Mode A

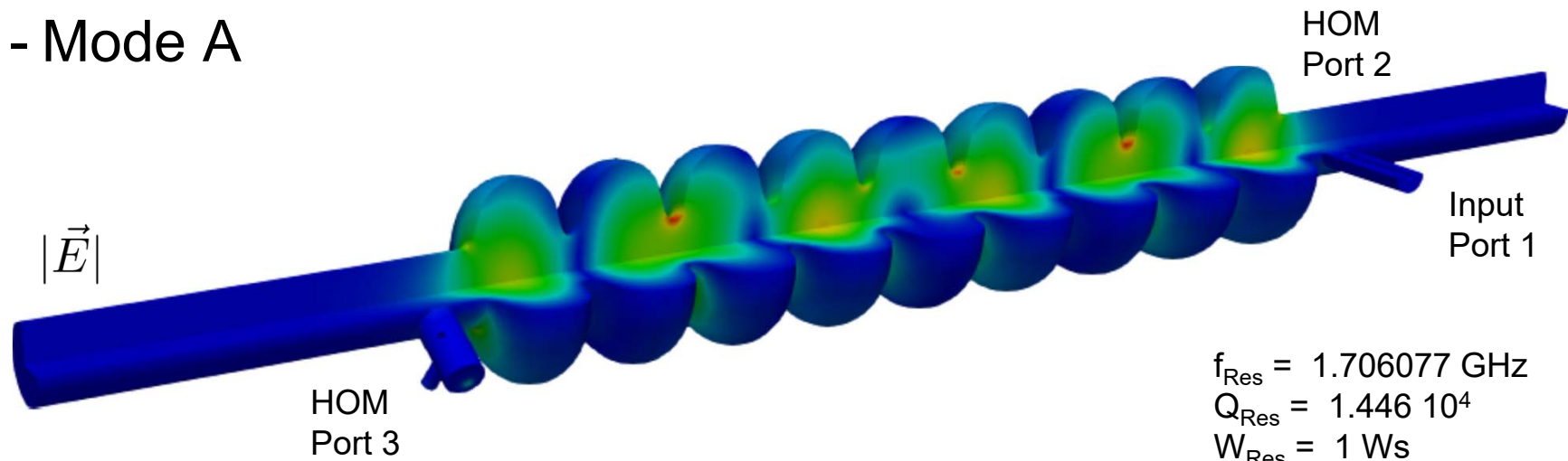


- Mode B



Dipole-Mode Eigenvalue Calculation

- Extracted Power at Ports
 - Mode A



Port = 1

$P_1 = (2.224e+01, 9.474e-14) \text{ W}$
 $P_2 = (-2.270e-07, 5.196e-03) \text{ W}$
 $P_3 = (-1.192e-06, 2.729e-02) \text{ W}$
 $P_4 = (-2.578e-16, 7.020e-12) \text{ W}$
 $P_5 = (-1.646e-15, 4.481e-11) \text{ W}$

Port = 2

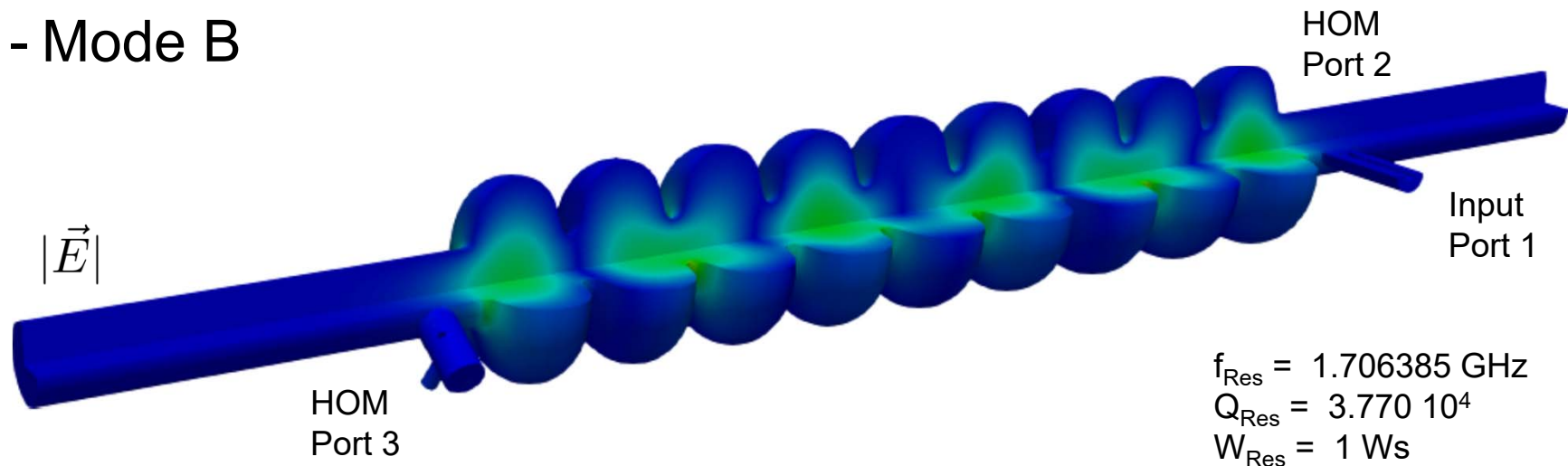
$P_1 = (5.571e+05, 2.878e-10) \text{ W}$
 $P_2 = (-1.424e-07, 4.001e-03) \text{ W}$
 $P_3 = (-5.345e-07, 1.501e-02) \text{ W}$
 $P_4 = (-3.865e-09, 1.108e-04) \text{ W}$
 $P_5 = (-7.305e-10, 2.094e-05) \text{ W}$

Port = 3

$P_1 = (1.841e+05, -1.946e-10) \text{ W}$
 $P_2 = (-2.203e-09, 6.189e-05) \text{ W}$
 $P_3 = (-1.453e-07, 4.082e-03) \text{ W}$
 $P_4 = (-1.555e-10, 4.457e-06) \text{ W}$
 $P_5 = (-8.945e-11, 2.564e-06) \text{ W}$

Dipole-Mode Eigenvalue Calculation

- Extracted Power at Ports
 - Mode B



Port = 1

$P_1 = (3.681e+03, 9.701e-12) \text{ W}$
 $P_2 = (-3.064e-08, 1.829e-03) \text{ W}$
 $P_3 = (-1.934e-08, 1.154e-03) \text{ W}$
 $P_4 = (-4.544e-16, 3.225e-11) \text{ W}$
 $P_5 = (-9.724e-14, 6.902e-09) \text{ W}$

Port = 2

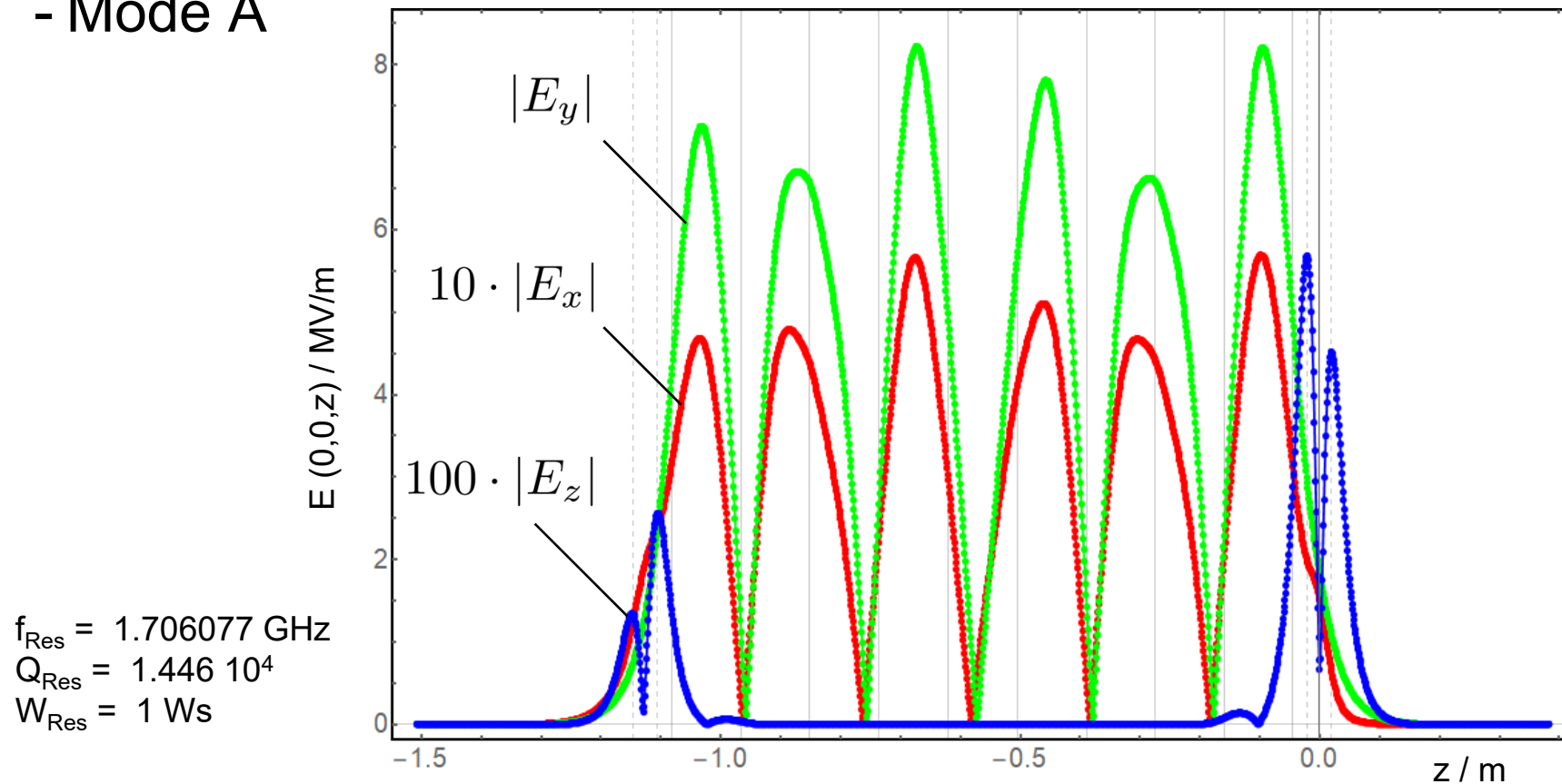
$P_1 = (4.377e+04, -1.388e-10) \text{ W}$
 $P_2 = (-2.912e-09, 2.132e-04) \text{ W}$
 $P_3 = (-1.890e-08, 1.384e-03) \text{ W}$
 $P_4 = (-1.165e-10, 8.706e-06) \text{ W}$
 $P_5 = (-2.216e-11, 1.656e-06) \text{ W}$

Port = 3

$P_1 = (2.369e+05, 1.511e-09) \text{ W}$
 $P_2 = (-8.103e-10, 5.934e-05) \text{ W}$
 $P_3 = (-6.904e-08, 5.056e-03) \text{ W}$
 $P_4 = (-7.705e-11, 5.757e-06) \text{ W}$
 $P_5 = (-4.430e-11, 3.310e-06) \text{ W}$

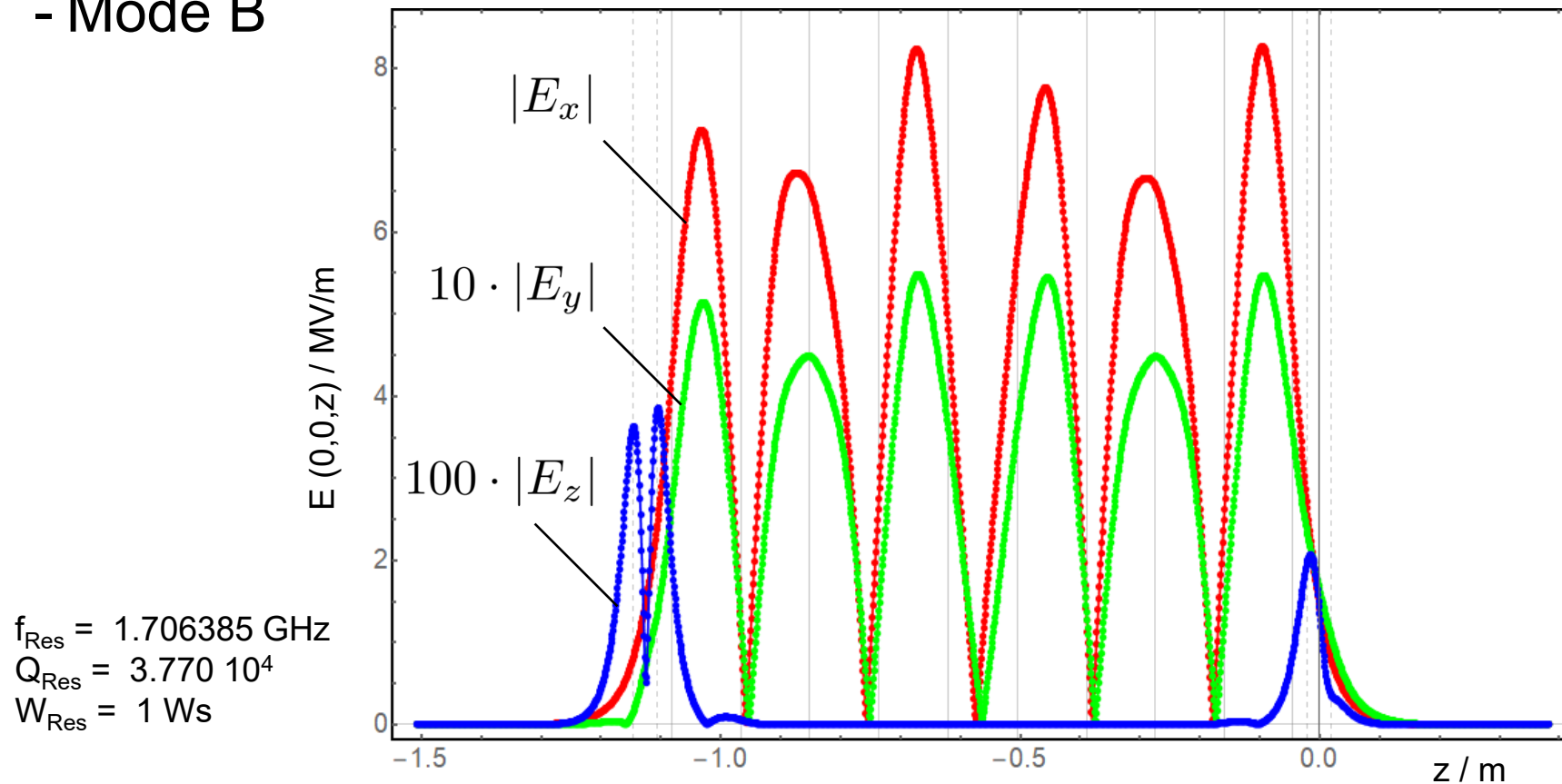
Dipole-Mode Eigenvalue Calculation

- Field Distribution along the Cavity Axis
 - Mode A



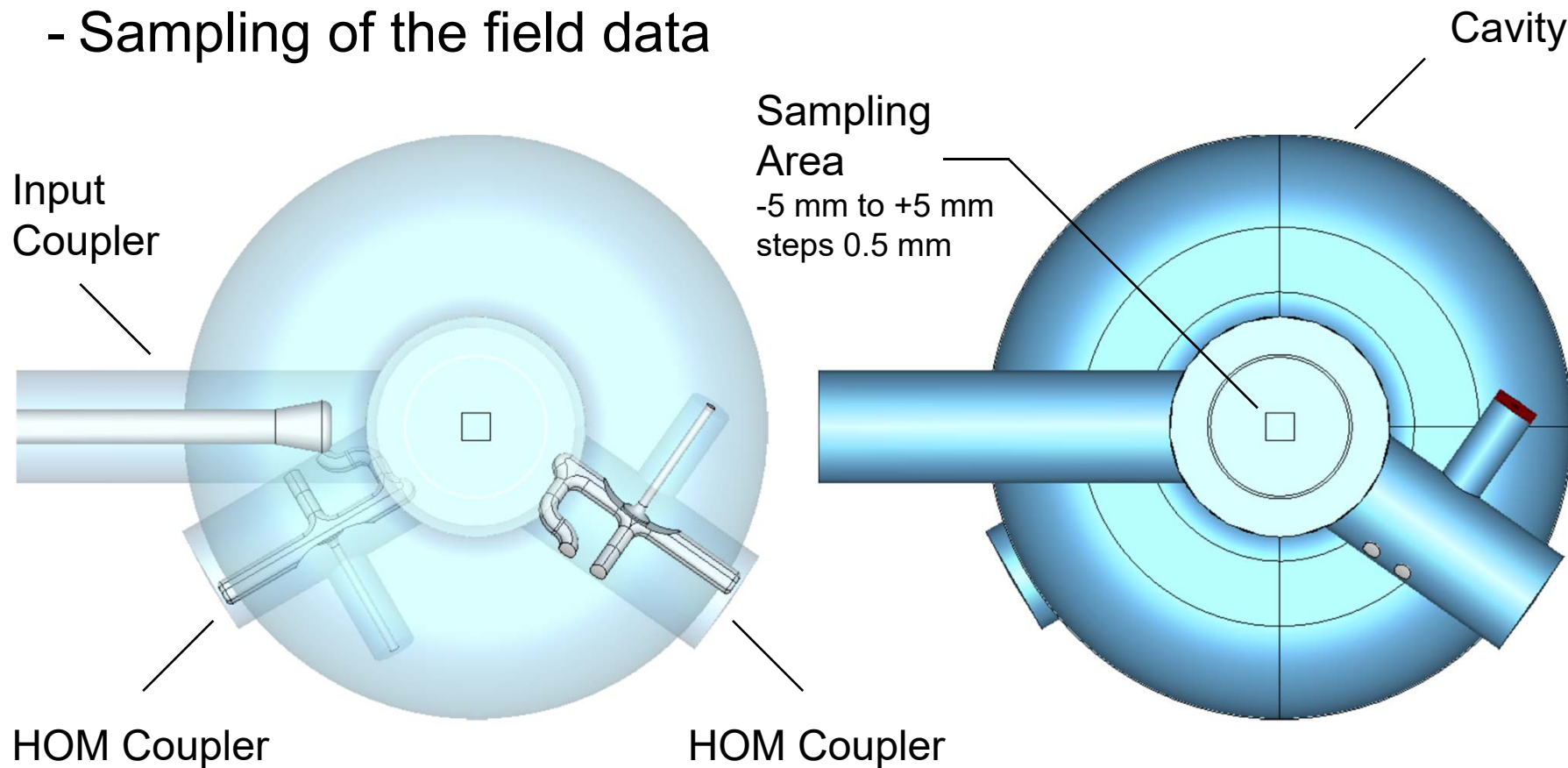
Dipole-Mode Eigenvalue Calculation

- Field Distribution along the Cavity Axis
 - Mode B



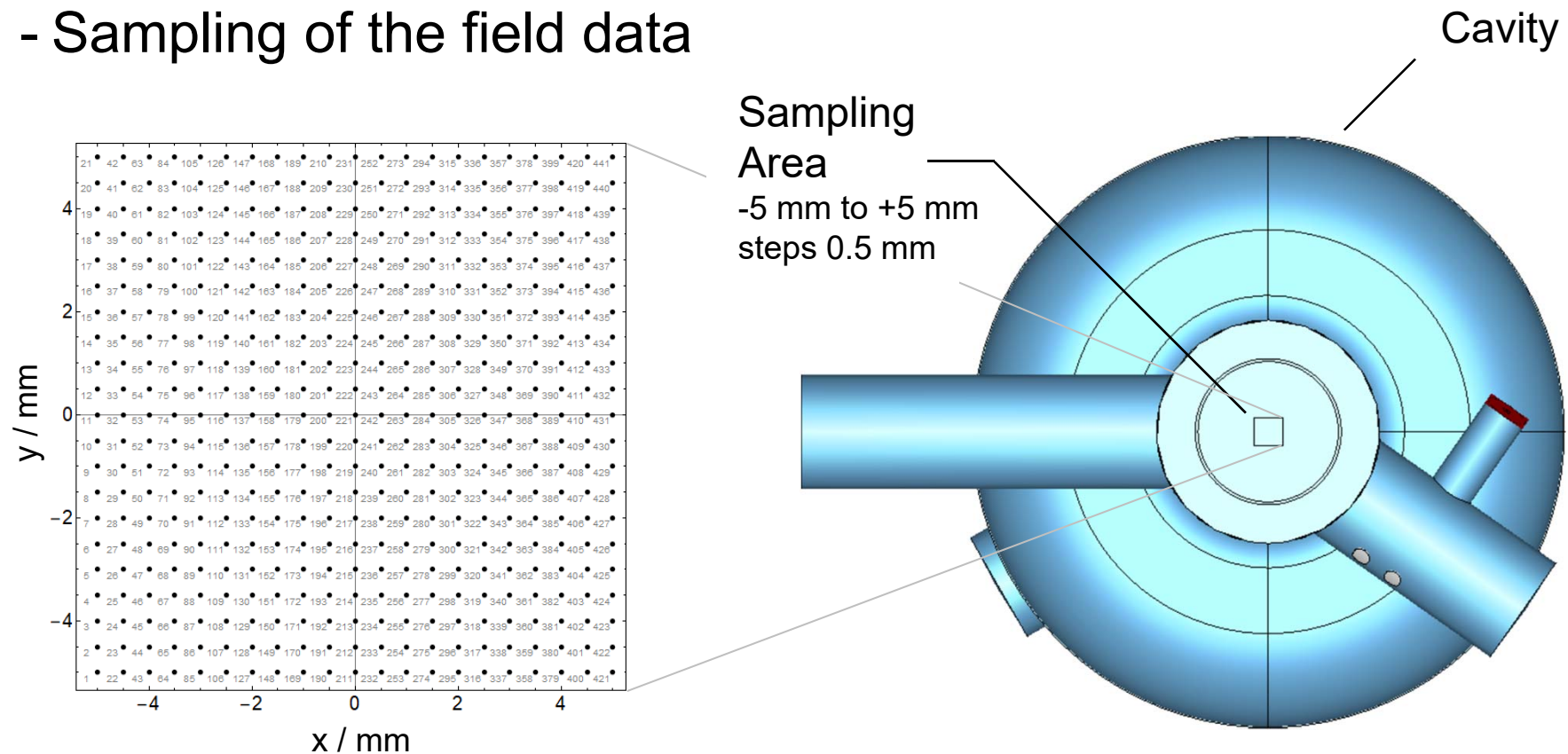
Dipole-Mode Eigenvalue Calculation

- Integration Path used for Field Excitation
 - Sampling of the field data



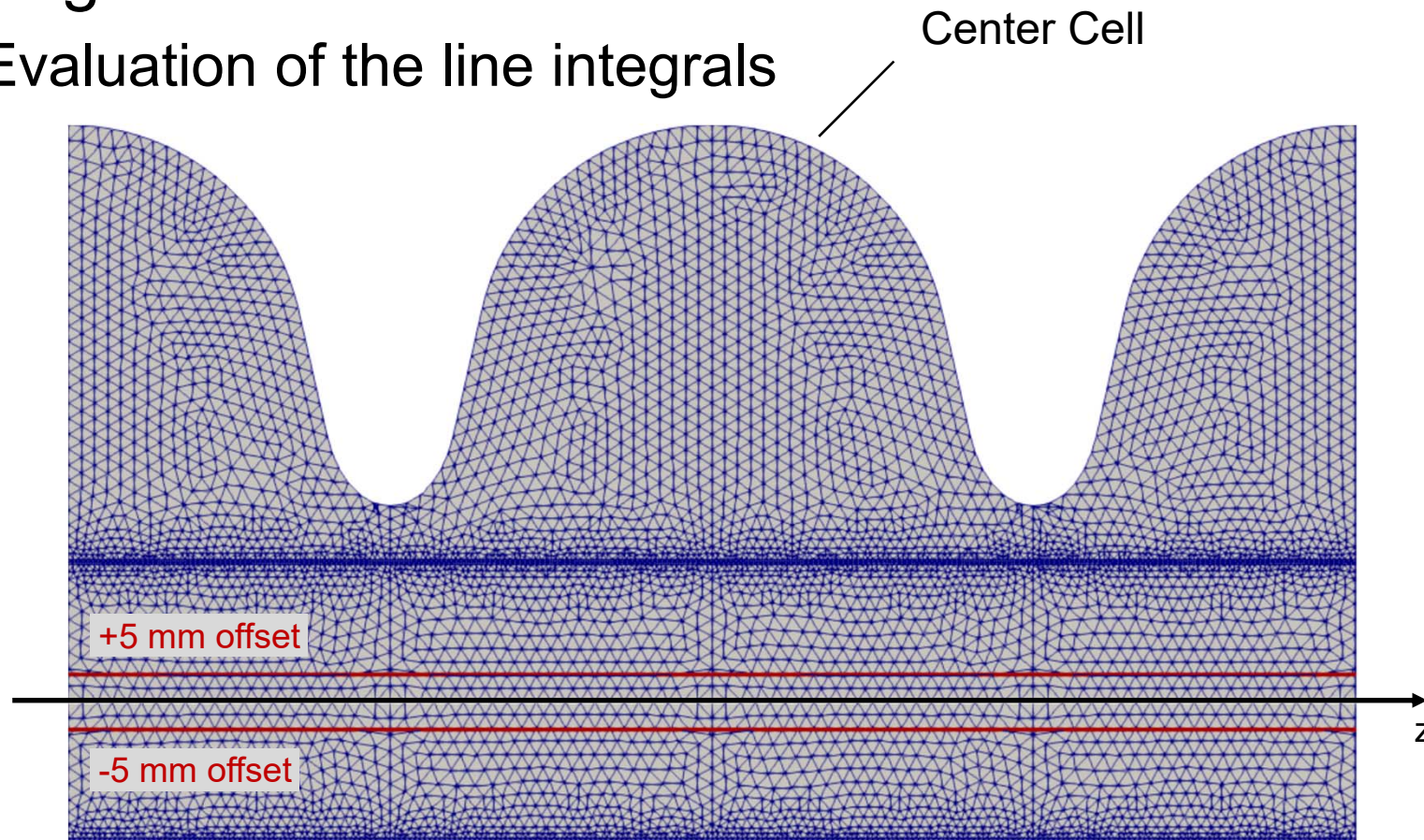
Dipole-Mode Eigenvalue Calculation

- Integration Path used for Field Excitation
 - Sampling of the field data



Dipole-Mode Eigenvalue Calculation

- Integration Path used for Field Excitation
 - Evaluation of the line integrals



▪ Maxwell's Equations

$$\begin{aligned}\operatorname{curl} \vec{H} &= \vec{J} + \frac{\partial \vec{D}}{\partial t} & \vec{D} &= \epsilon \vec{E} \\ \operatorname{curl} \vec{E} &= -\frac{\partial \vec{B}}{\partial t} & \vec{B} &= \mu \vec{H} \\ \operatorname{div} \vec{D} &= \rho & \frac{\partial \epsilon}{\partial t} &= 0 \\ \operatorname{div} \vec{B} &= 0 & \frac{\partial \mu}{\partial t} &= 0\end{aligned}$$

Combine both curl equations:

$$\epsilon \frac{\partial^2 \vec{E}}{\partial t^2} + \operatorname{curl} \left(\frac{1}{\mu} \operatorname{curl} \vec{E} \right) = -\frac{\partial \vec{J}}{\partial t}$$

Ansatz:

$$\vec{E}(\vec{r}, t) = \vec{E}_0(\vec{r}, t) + \sum_{\nu=1}^{\infty} \alpha_{\nu}(t) \vec{E}_{\nu}(\vec{r})$$



<https://de.wikipedia.org>

- Time Evolution of the Electromagnetic Field
 - Excited mode magnitude and phase

$$\underline{c}_\nu = \frac{-i}{\omega_\nu} \int_{-\infty}^{\infty} f_\nu(\tau) e^{-i\omega_\nu \tau} d\tau$$

$$f_\nu(t) = -\frac{1}{2W} \iiint_V \frac{\partial \vec{J}}{\partial t} \cdot \vec{E}_\nu dV$$

- Simplification using a point-charge excitation

$$\vec{J} = \delta(x - x_0) \delta(y - y_0) \delta(z - vt) j_0 \vec{e}_z = \rho v \vec{e}_z$$

$$[j_0] = \text{Am}$$

$$\rho = \delta(x - x_0) \delta(y - y_0) \delta(z - vt) q_0$$

$$[q_0] = \text{As}$$

$$[\underline{c}_\nu] = 1$$

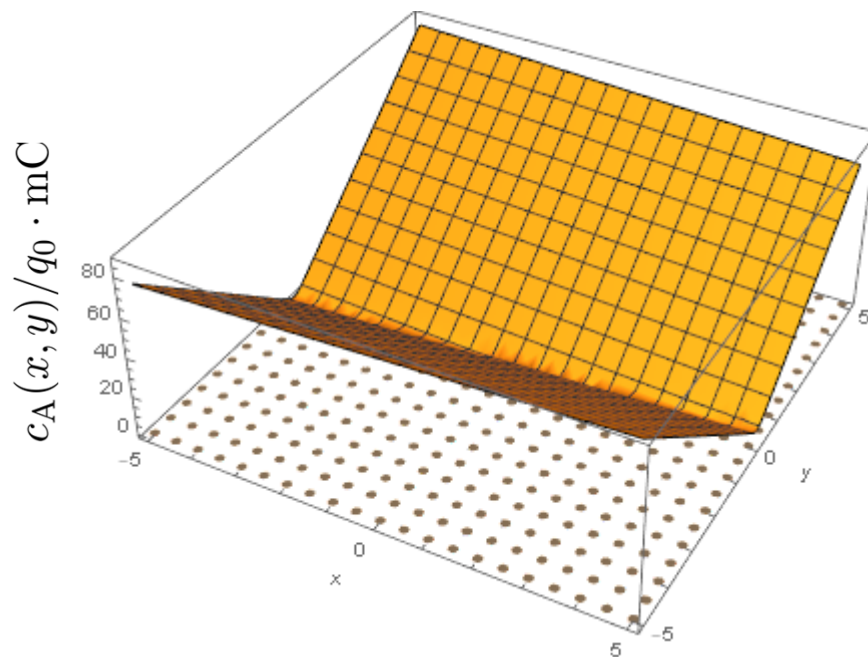
$$\underline{c}_\nu = \frac{-q_0}{2W} \int_{-\infty}^{\infty} (\vec{e}_z \cdot \vec{E}_\nu) e^{-i\omega_\nu \frac{z}{v}} dz = q_0 \frac{U_0}{2W}$$

$$\alpha_\nu(t) = \Re(\underline{c}_\nu e^{i\omega_\nu t})$$

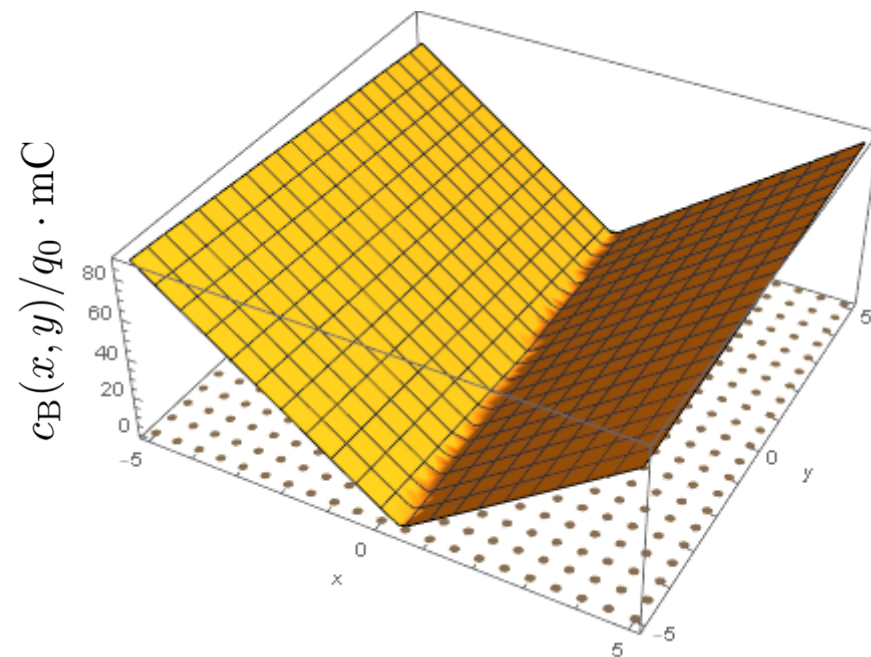
Dipole-Mode Excitation

- Excited Mode Amplitude
 - Single point-charge excitation at various offsets

Mode A

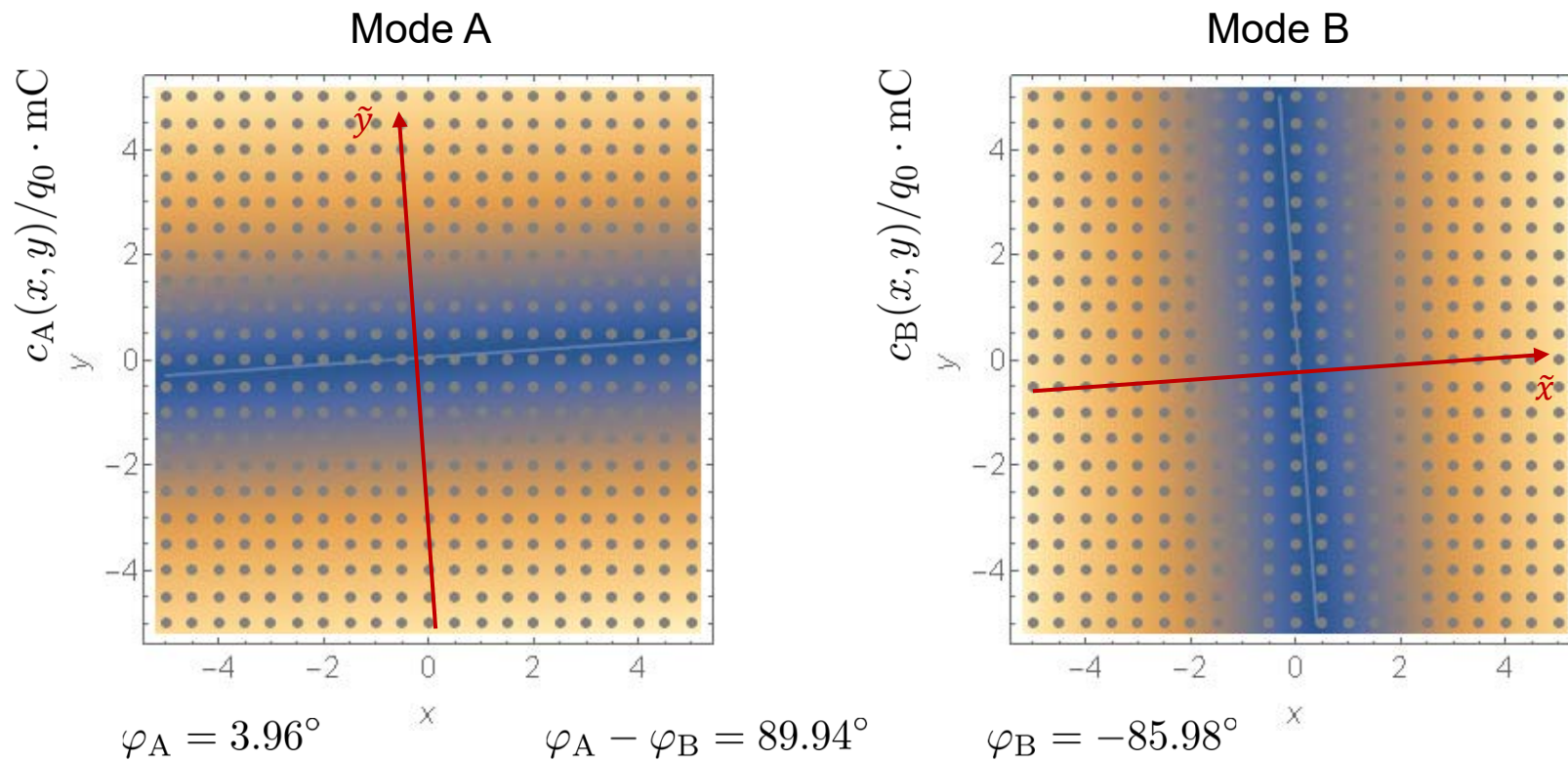


Mode B



Dipole-Mode Excitation

- Excited Mode Amplitude
 - Single point-charge excitation at various offsets

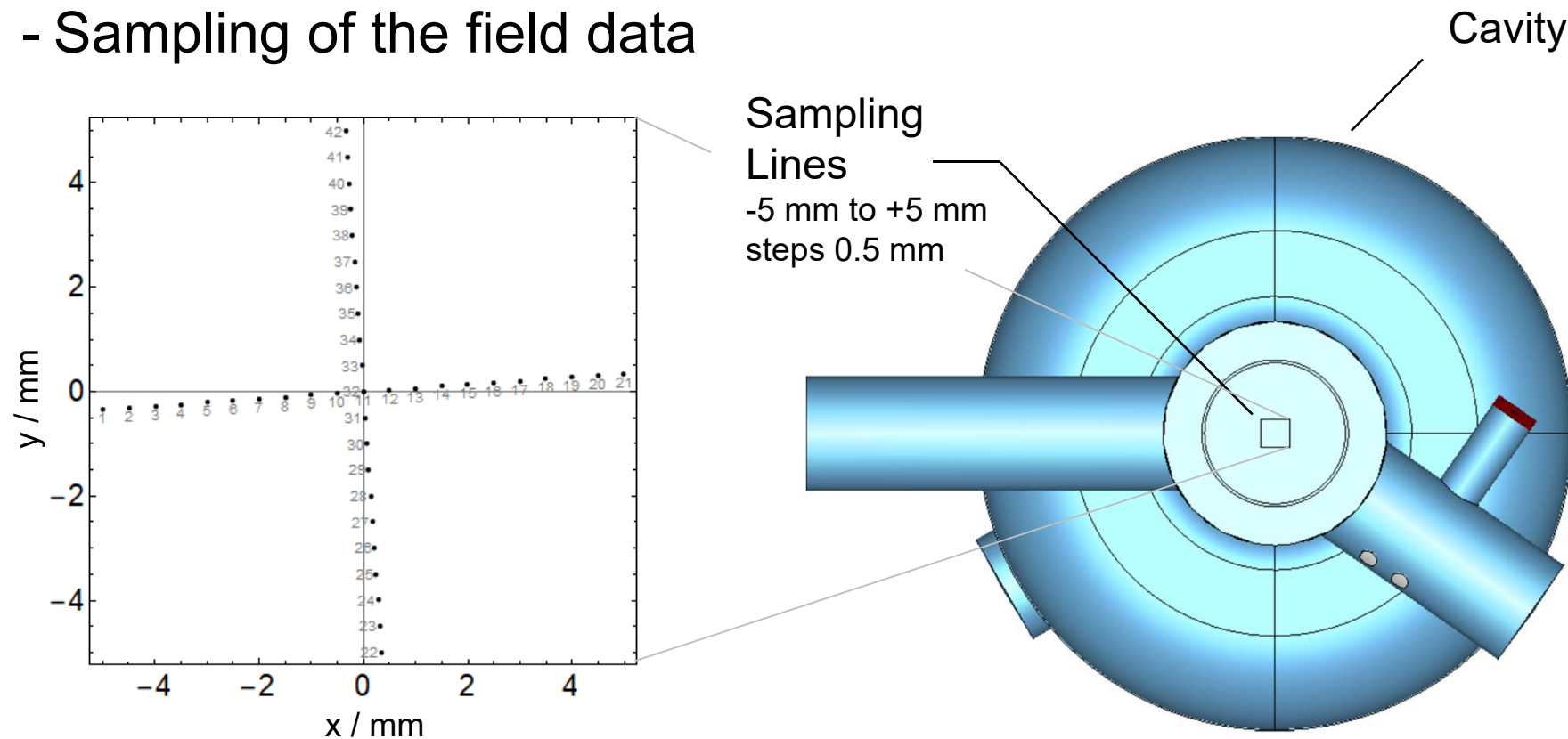


Outline

- Motivation
- Dipole-Mode Eigenvalue Calculation
 - Electromagnetic field distribution
 - Single point-charge excitation using shifted trajectories
- **Dipole-Mode Excitation**
 - Excited complex-valued amplitude wrt. shifted and tilted trajectories
 - Magnitude fitting as used in the experimental data evaluations
 - Sensitivity wrt. shifted and tilted trajectories
- Summary / Outlook

Dipole-Mode Excitation

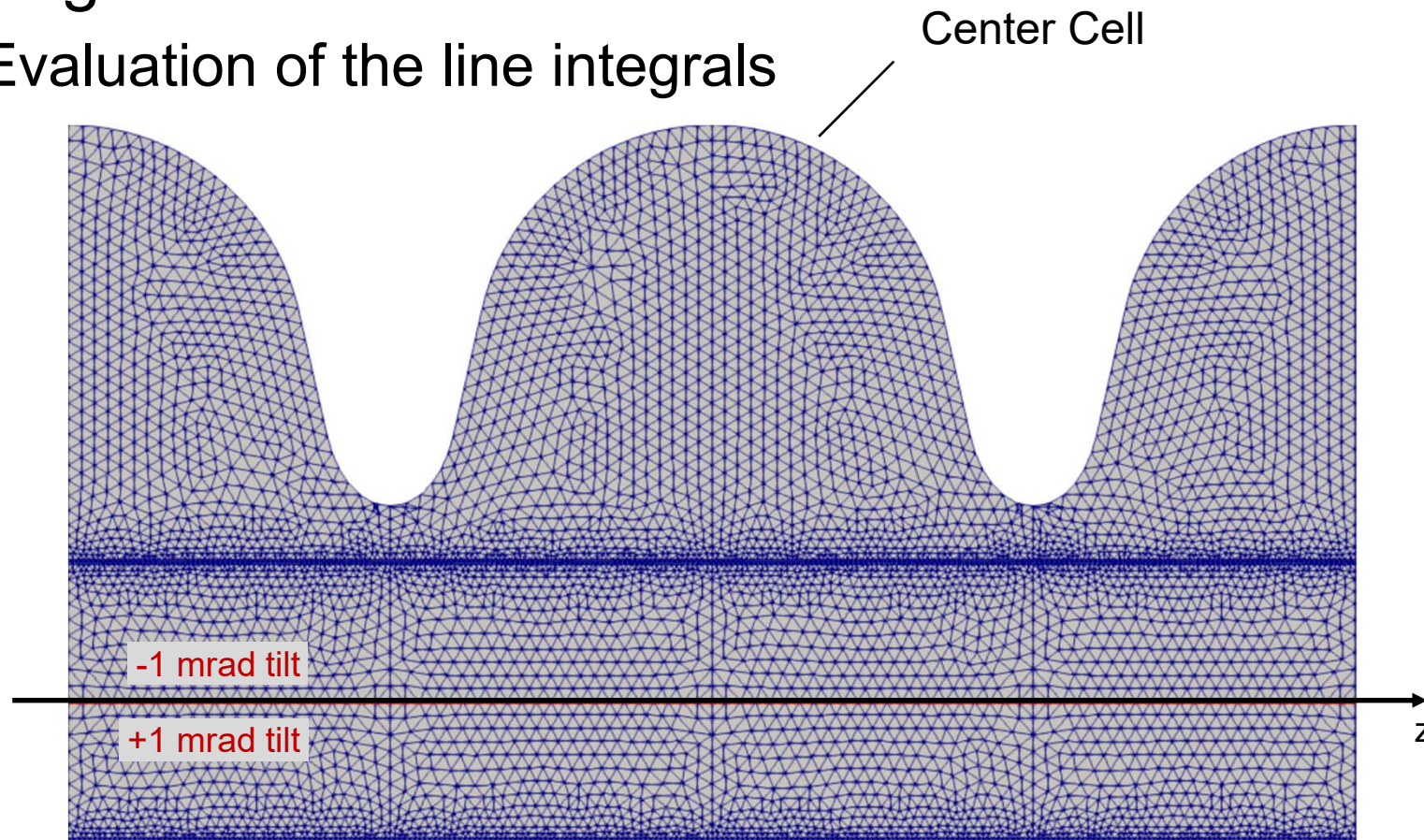
- Integration Path used for Field Excitation
 - Sampling of the field data



Each line is tilted within the rotated coordinates from -1 mrad to +1 mrad in steps of 0.1 mrad

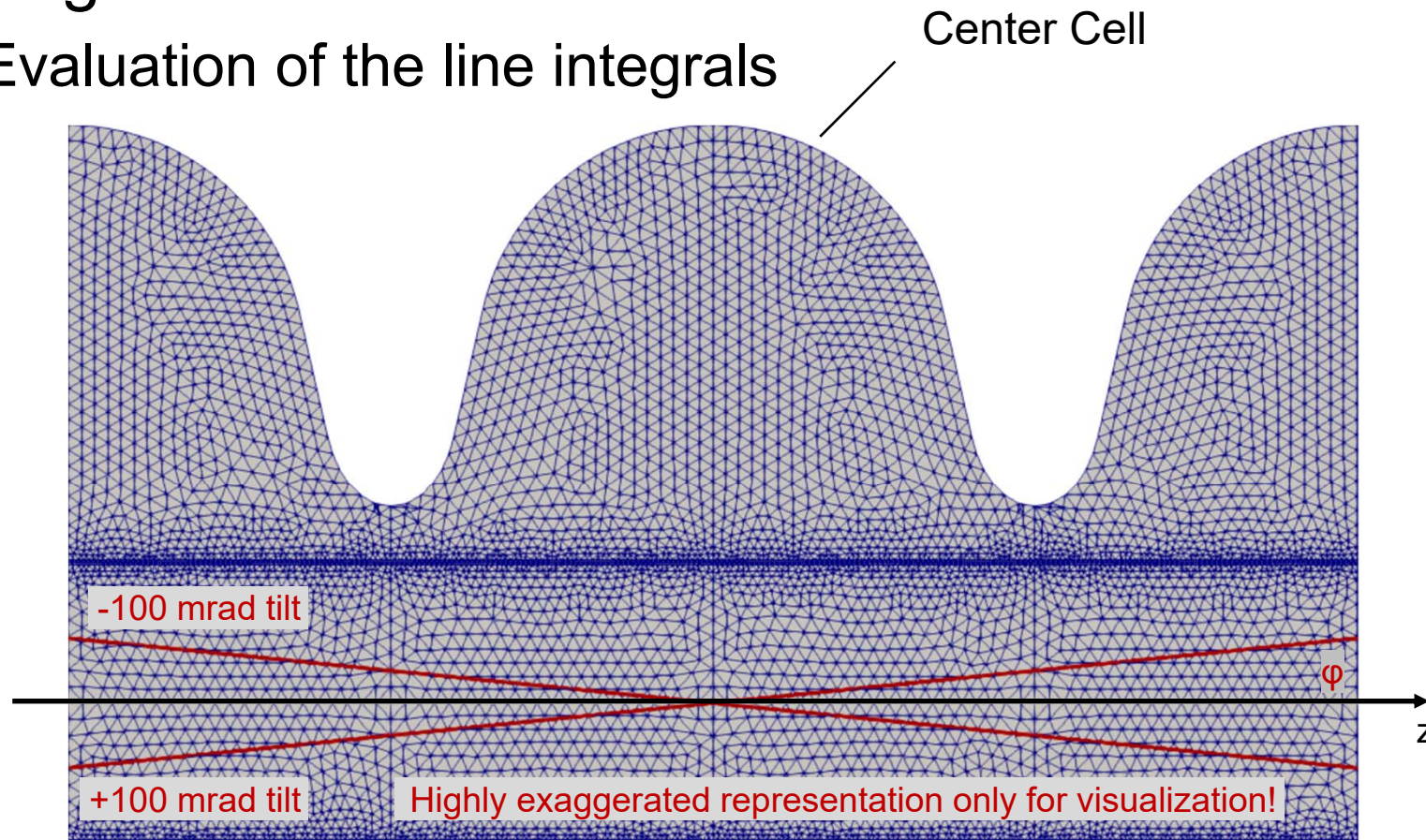
Dipole-Mode Excitation

- Integration Path used for Field Excitation
 - Evaluation of the line integrals



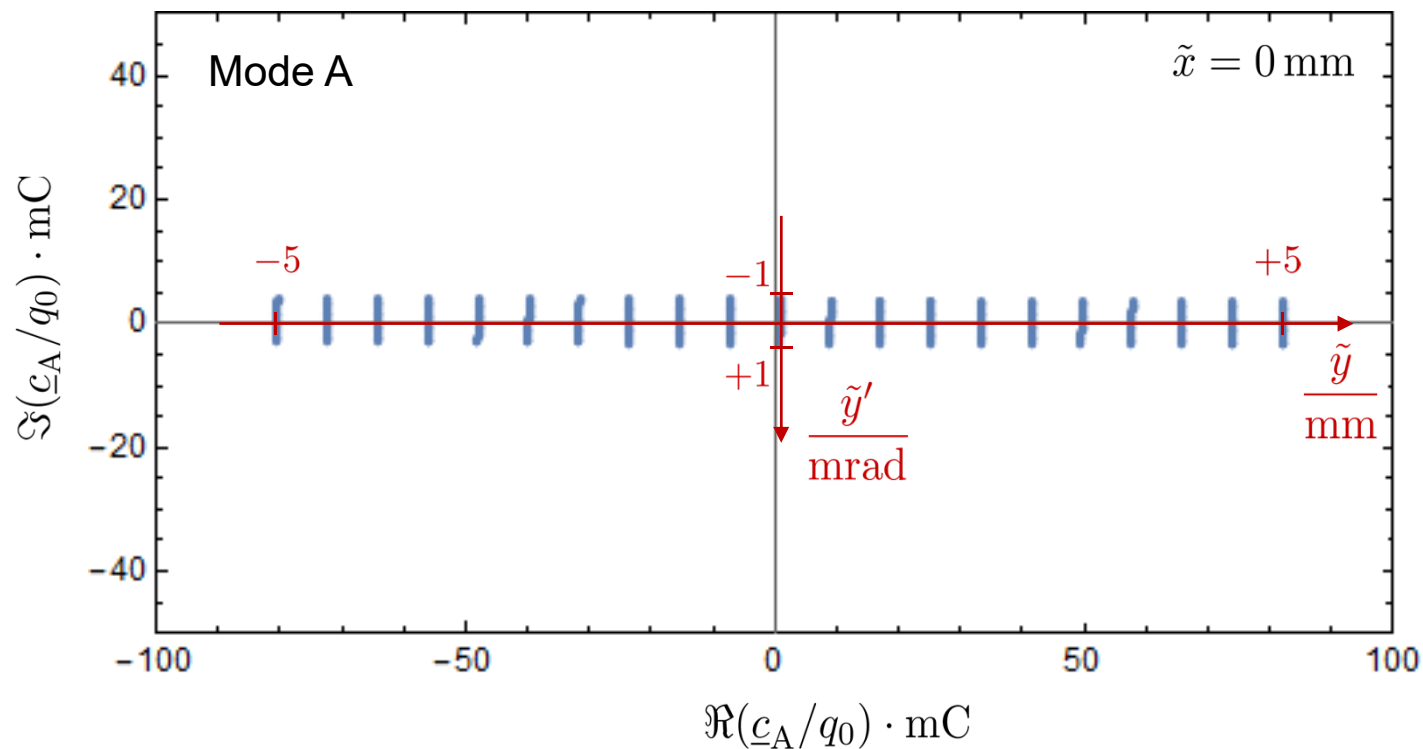
Dipole-Mode Excitation

- Integration Path used for Field Excitation
 - Evaluation of the line integrals



Dipole-Mode Excitation

- Excited Mode Amplitude (real and imaginary part)
 - Single point-charge excitation



Dipole-Mode Excitation

- Excited Mode Amplitude (magnitude)
 - Single point-charge excitation of mode A

$$\underline{c}_A = \underline{c}_{A0} + \underline{c}_{A1} \tilde{y} + \underline{c}_{A2} \tilde{y}' \quad (\text{shifted, non-orthogonal coordinate system})$$

$$\begin{aligned} c_A &= |\underline{c}_A| \\ &= \sqrt{(c_{A0}^{\text{re}} + c_{A1}^{\text{re}} \tilde{y} + c_{A2}^{\text{re}} \tilde{y}')^2 + (c_{A0}^{\text{im}} + c_{A1}^{\text{im}} \tilde{y} + c_{A2}^{\text{im}} \tilde{y}')^2} \\ &= \sqrt{\tilde{c}_{A1} (\tilde{y} - \tilde{y}_0)^2 + \tilde{c}_{A2} (\tilde{y}' - \tilde{y}'_0)^2 + \tilde{c}_{A12} (\tilde{y} - \tilde{y}_0) (\tilde{y}' - \tilde{y}'_0)} \end{aligned}$$

Magnitude

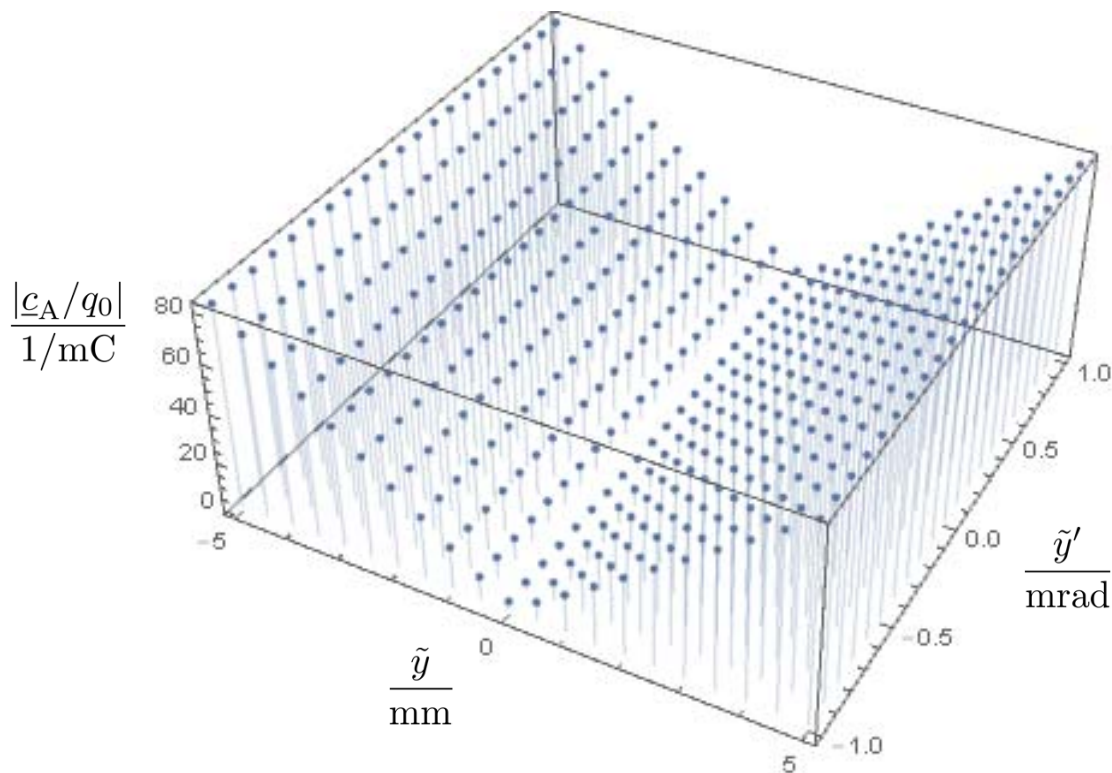
$$\text{with } \tilde{c}_{A1} = |\underline{c}_{A1}|^2, \quad \tilde{c}_{A2} = |\underline{c}_{A2}|^2, \quad \tilde{c}_{A12} = 2 (c_{A1}^{\text{re}} c_{A2}^{\text{re}} + c_{A1}^{\text{im}} c_{A2}^{\text{im}})$$

Scalar
Product

$$\text{and } \tilde{y}_0 = \frac{c_{A0}^{\text{im}} c_{A2}^{\text{re}} - c_{A0}^{\text{re}} c_{A2}^{\text{im}}}{c_{A1}^{\text{re}} c_{A2}^{\text{im}} - c_{A1}^{\text{im}} c_{A2}^{\text{re}}}, \quad \tilde{y}'_0 = \frac{c_{A0}^{\text{re}} c_{A1}^{\text{im}} - c_{A0}^{\text{im}} c_{A1}^{\text{re}}}{c_{A1}^{\text{re}} c_{A2}^{\text{im}} - c_{A1}^{\text{im}} c_{A2}^{\text{re}}}$$

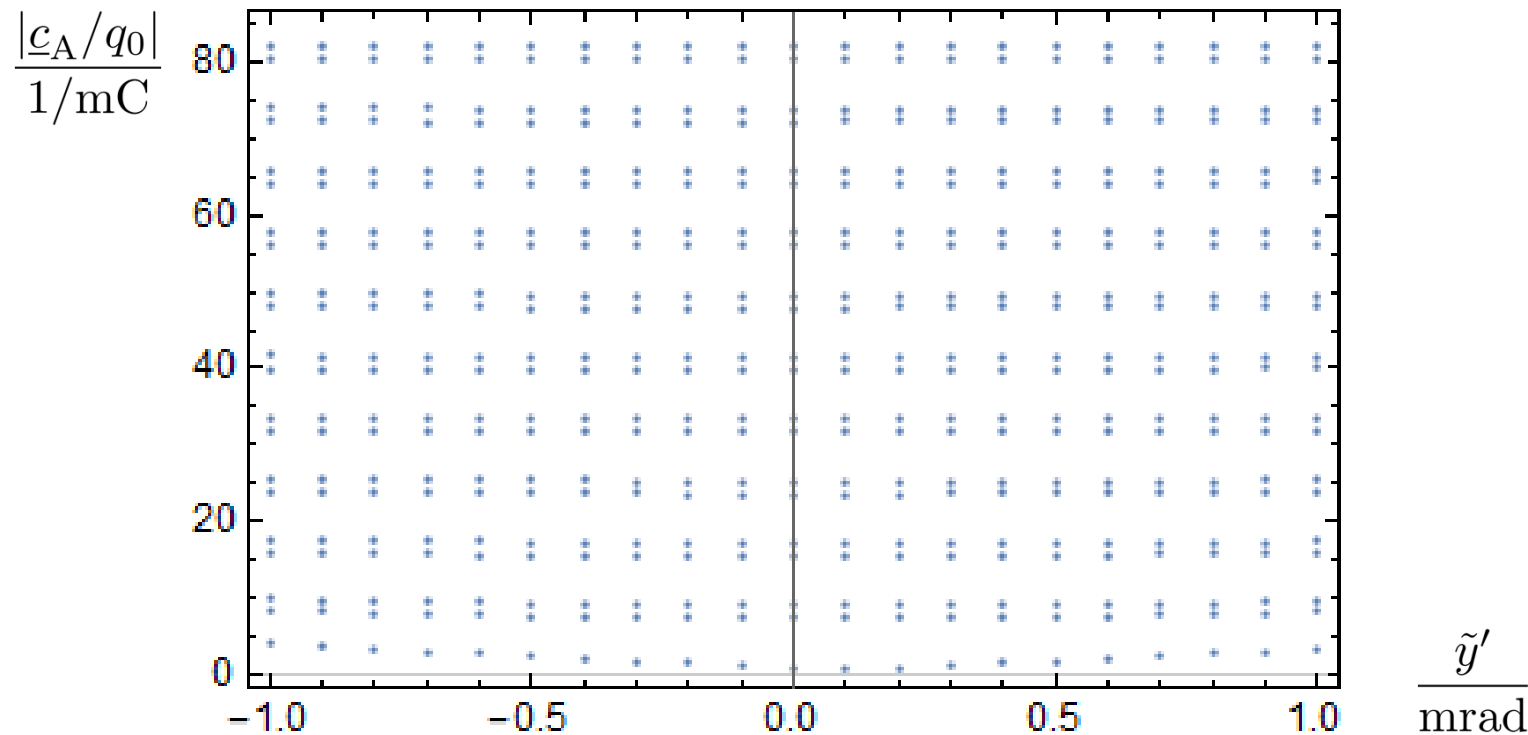
Dipole-Mode Excitation

- Excited Mode Amplitude (magnitude)
 - Single point-charge excitation of mode A



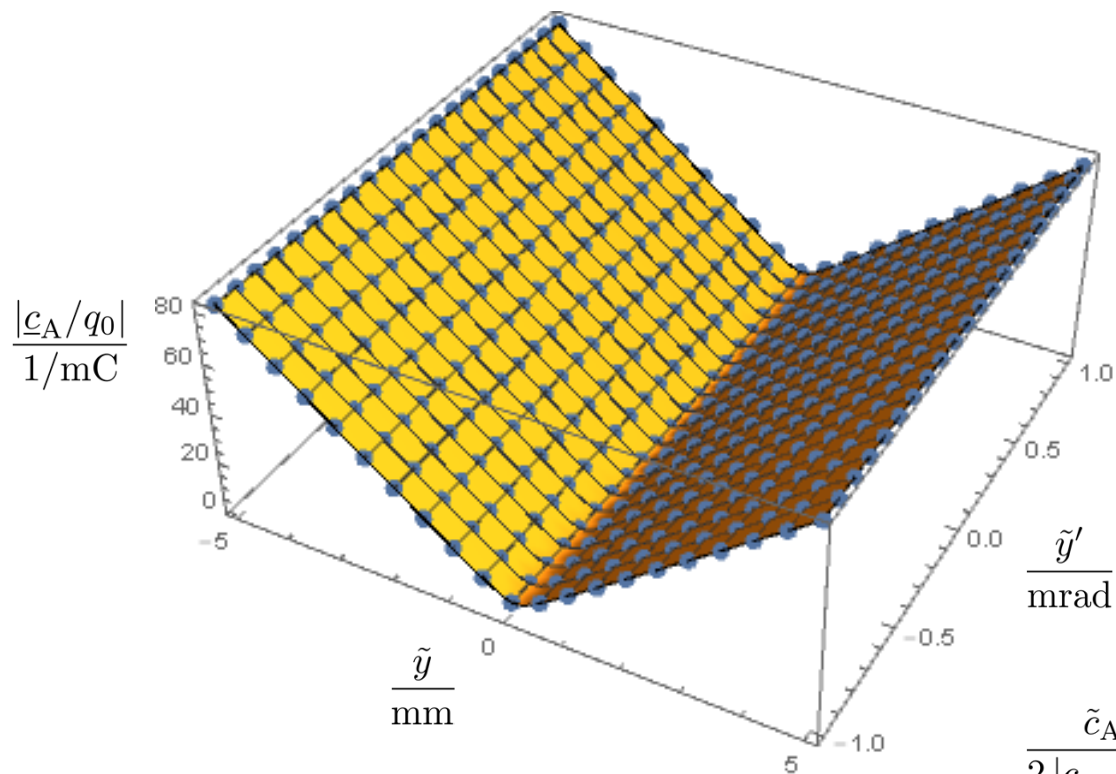
Dipole-Mode Excitation

- Excited Mode Amplitude (magnitude, projected)
 - Single point-charge excitation of mode A



Dipole-Mode Excitation

- Excited Mode Amplitude (magnitude fitting)
 - Single point-charge excitation of mode A



$$|c_{A1}/q_0| = \frac{16.248}{\text{mC mm}}$$

$$|c_{A2}/q_0| = \frac{3.517}{\text{mC mrad}}$$

$$\tilde{c}_{A12}/q_0^2 = \frac{2.326}{\text{mC}^2 \text{ mm mrad}}$$

$$\tilde{y}_0 = 0.049 \text{ mm}$$

$$\tilde{y}'_0 = 0.097 \text{ mrad}$$

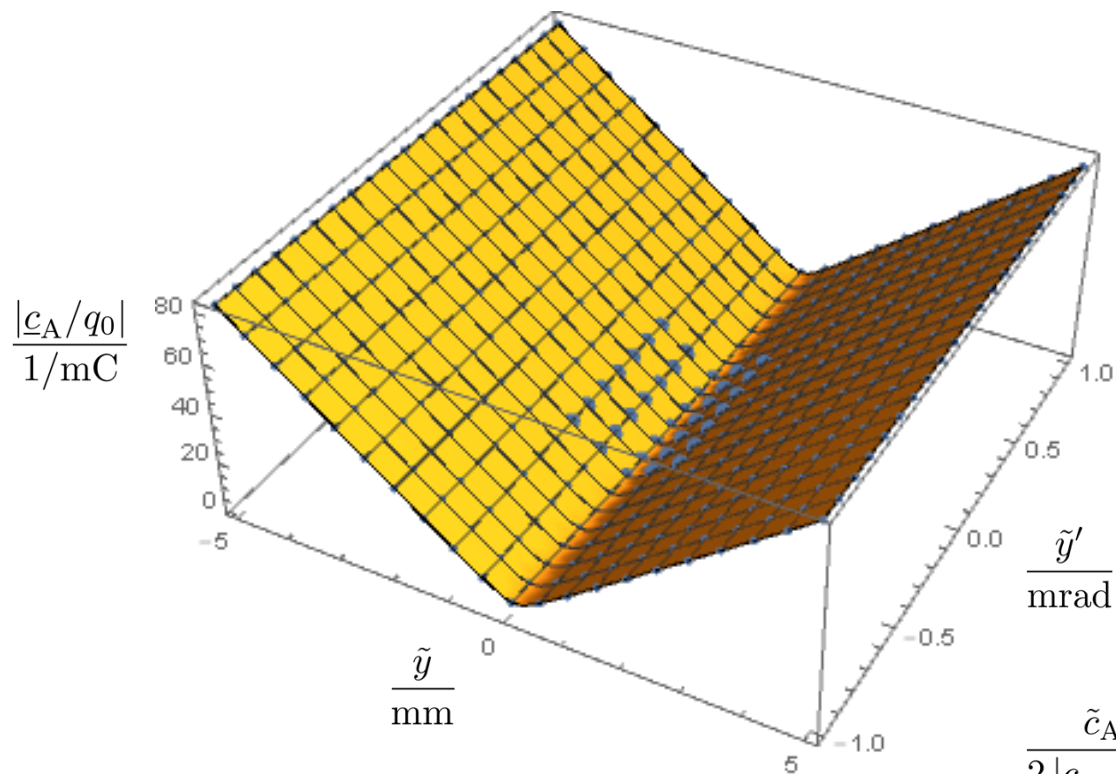
$$\frac{|c_{A2}|}{|c_{A1}|} = 0.216 \frac{\text{mm}}{\text{mrad}}$$

Sensitivity

$$\frac{\tilde{c}_{A12}}{2 |c_{A1}| |c_{A2}|} = \cos(88.8^\circ)$$

Dipole-Mode Excitation

- Excited Mode Amplitude (magnitude fitting, reduced)
 - Single point-charge excitation of mode A



$$|c_{A1}/q_0| = \frac{16.248}{\text{mC mm}}$$

$$|c_{A2}/q_0| = \frac{3.516}{\text{mC mrad}}$$

$$\tilde{c}_{A12}/q_0^2 = \frac{2.354}{\text{mC}^2 \text{ mm mrad}}$$

$$\tilde{y}_0 = 0.049 \text{ mm}$$

$$\tilde{y}'_0 = 0.097 \text{ mrad}$$

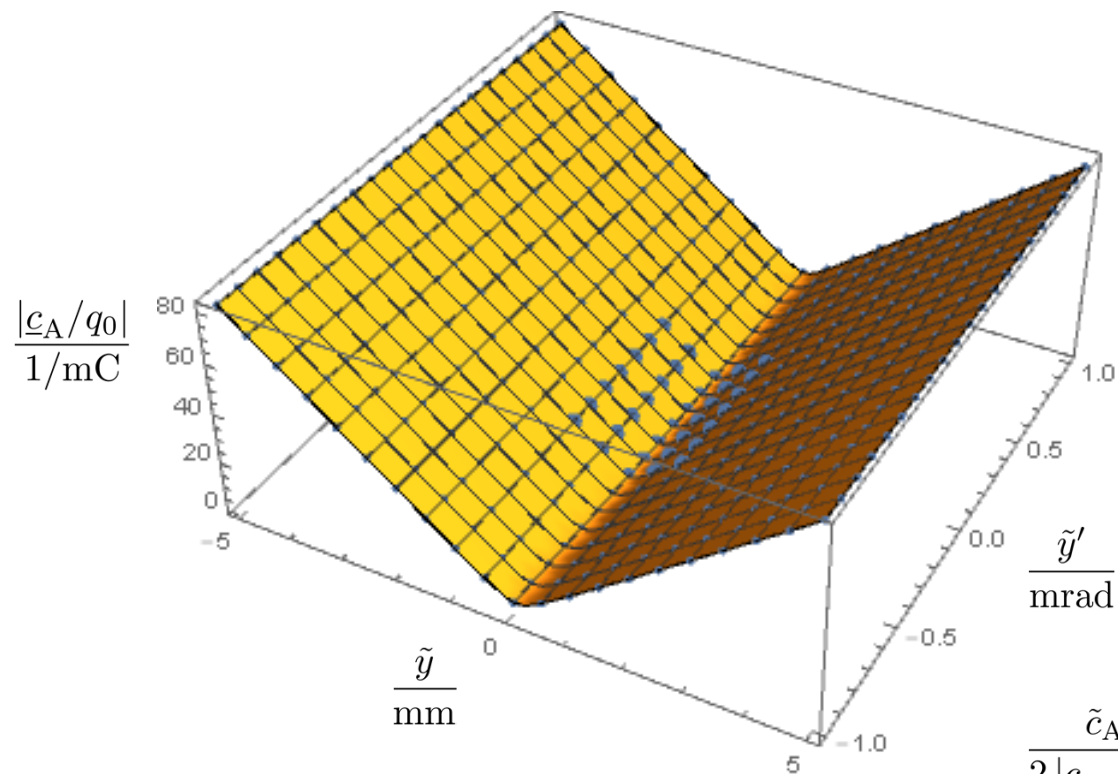
$$\frac{|c_{A2}|}{|c_{A1}|} = 0.216 \frac{\text{mm}}{\text{mrad}}$$

Sensitivity

$$\frac{\tilde{c}_{A12}}{2 |c_{A1}| |c_{A2}|} = \cos(88.8^\circ)$$

Dipole-Mode Excitation

- Excited Mode Amplitude (magnitude fitting, reduced)
 - Single point-charge excitation of mode A



$$|c_{A1}/q_0| = \frac{16.248}{\text{mC mm}}$$

$$|c_{A2}/q_0| = \frac{3.494}{\text{mC mrad}}$$

$$\tilde{c}_{A12}/q_0^2 \stackrel{!}{=} \frac{0}{\text{mC}^2 \text{ mm mrad}}$$

$$\tilde{y}_0 = 0.050 \text{ mm}$$

$$\tilde{y}'_0 = 0.102 \text{ mrad}$$

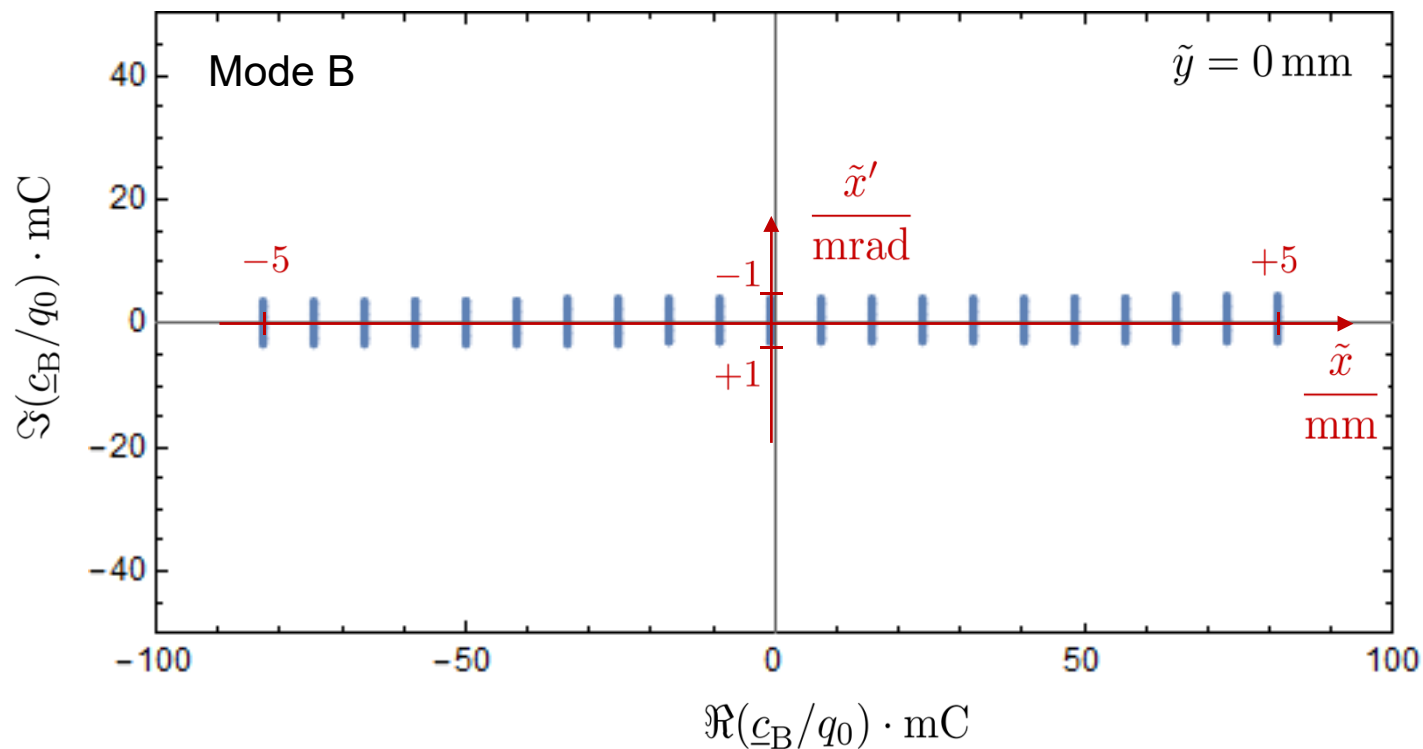
$$\frac{|c_{A2}|}{|c_{A1}|} = 0.215 \frac{\text{mm}}{\text{mrad}}$$

Sensitivity

$$\frac{\tilde{c}_{A12}}{2 |c_{A1}| |c_{A2}|} = \cos(90.0^\circ)$$

Dipole-Mode Excitation

- Excited Mode Amplitude (real and imaginary part)
 - Single point-charge excitation



Dipole-Mode Excitation

- Excited Mode Amplitude (magnitude)
 - Single point-charge excitation of mode B

$$\underline{c}_B = \underline{c}_{B0} + \underline{c}_{B1} \tilde{y} + \underline{c}_{B2} \tilde{y}' \quad (\text{shifted, non-orthogonal coordinate system})$$

$$\begin{aligned} c_B &= |\underline{c}_B| \\ &= \sqrt{(c_{B0}^{\text{re}} + c_{B1}^{\text{re}} \tilde{y} + c_{B2}^{\text{re}} \tilde{y}')^2 + (c_{B0}^{\text{im}} + c_{B1}^{\text{im}} \tilde{y} + c_{B2}^{\text{im}} \tilde{y}')^2} \\ &= \sqrt{\tilde{c}_{B1} (\tilde{y} - \tilde{y}_0)^2 + \tilde{c}_{B2} (\tilde{y}' - \tilde{y}'_0)^2 + \tilde{c}_{B12} (\tilde{y} - \tilde{y}_0) (\tilde{y}' - \tilde{y}'_0)} \end{aligned}$$

Magnitude

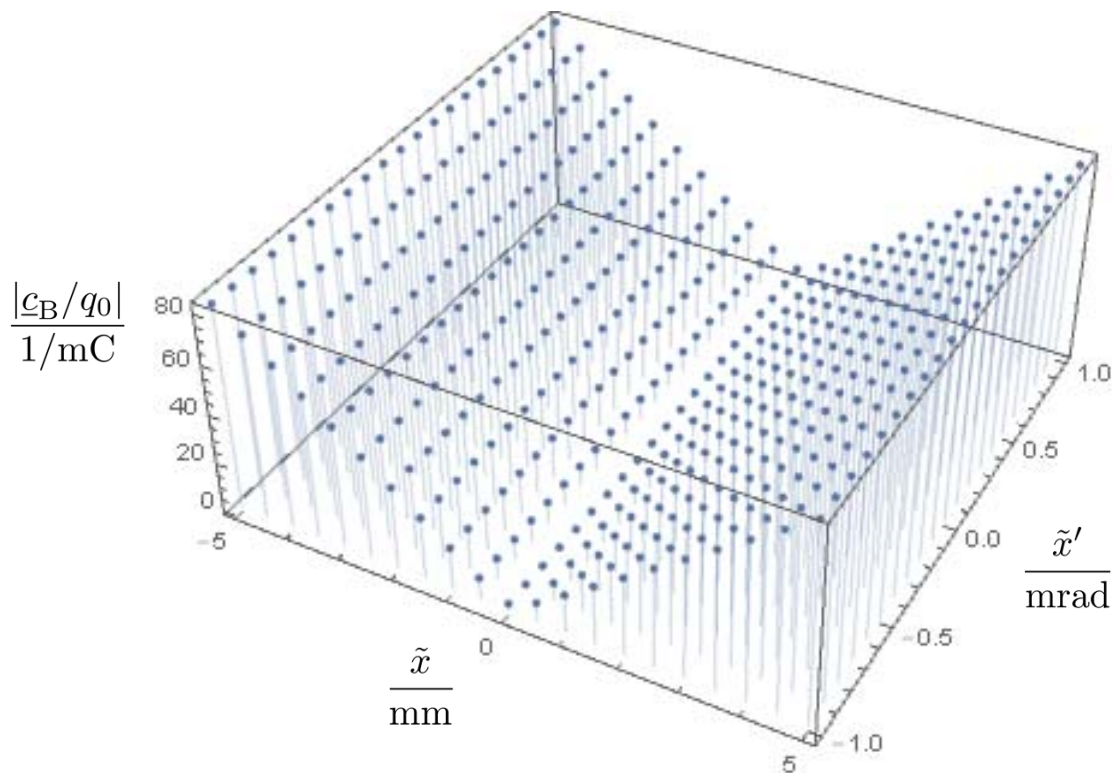
$$\text{with } \tilde{c}_{B1} = |\underline{c}_{B1}|^2, \quad \tilde{c}_{B2} = |\underline{c}_{B2}|^2, \quad \tilde{c}_{B12} = 2 (c_{B1}^{\text{re}} c_{B2}^{\text{re}} + c_{B1}^{\text{im}} c_{B2}^{\text{im}})$$

Scalar
Product

$$\text{and } \tilde{y}_0 = \frac{c_{B0}^{\text{im}} c_{B2}^{\text{re}} - c_{B0}^{\text{re}} c_{B2}^{\text{im}}}{c_{B1}^{\text{re}} c_{B2}^{\text{im}} - c_{B1}^{\text{im}} c_{B2}^{\text{re}}}, \quad \tilde{y}'_0 = \frac{c_{B0}^{\text{re}} c_{B1}^{\text{im}} - c_{B0}^{\text{im}} c_{B1}^{\text{re}}}{c_{B1}^{\text{re}} c_{B2}^{\text{im}} - c_{B1}^{\text{im}} c_{B2}^{\text{re}}}$$

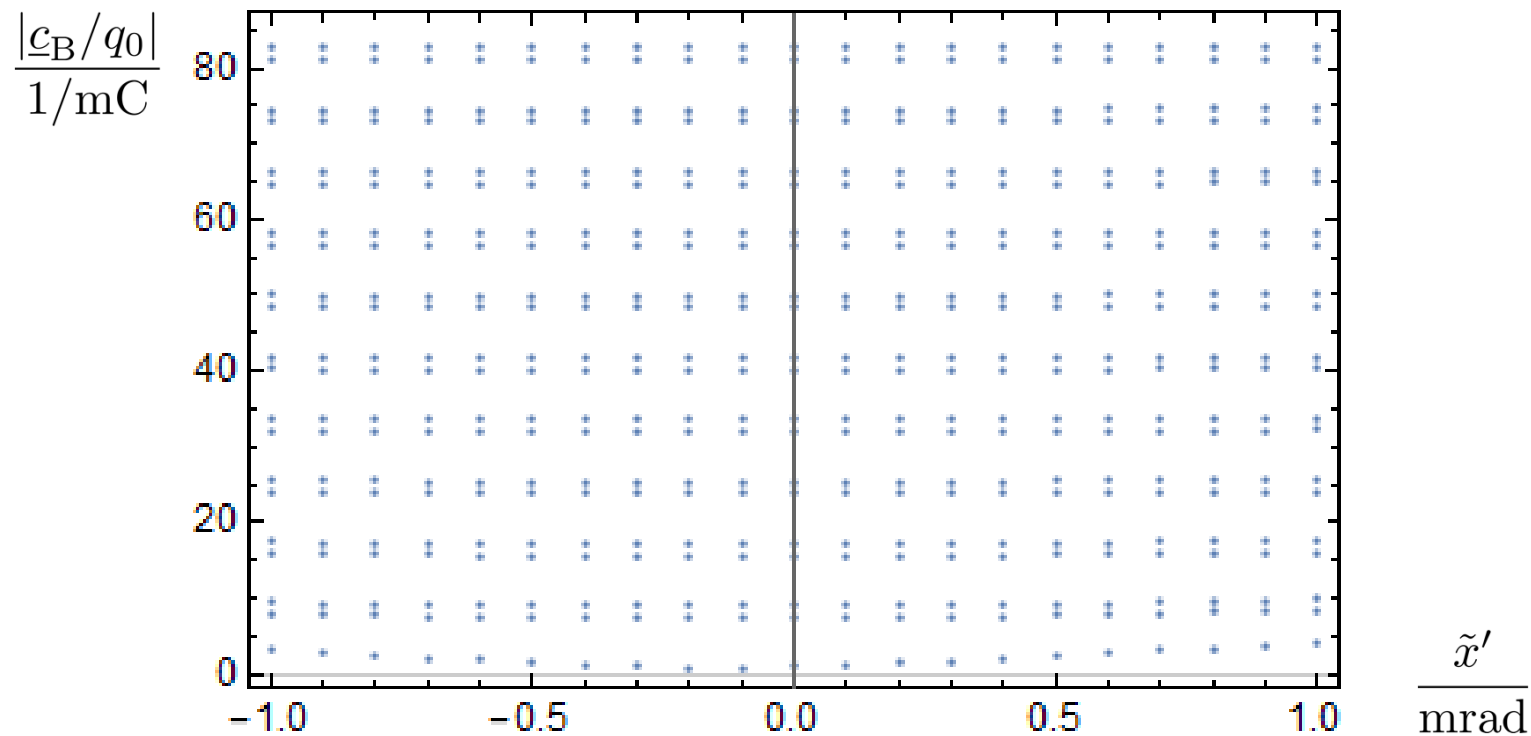
Dipole-Mode Excitation

- Excited Mode Amplitude (magnitude)
 - Single point-charge excitation of mode B



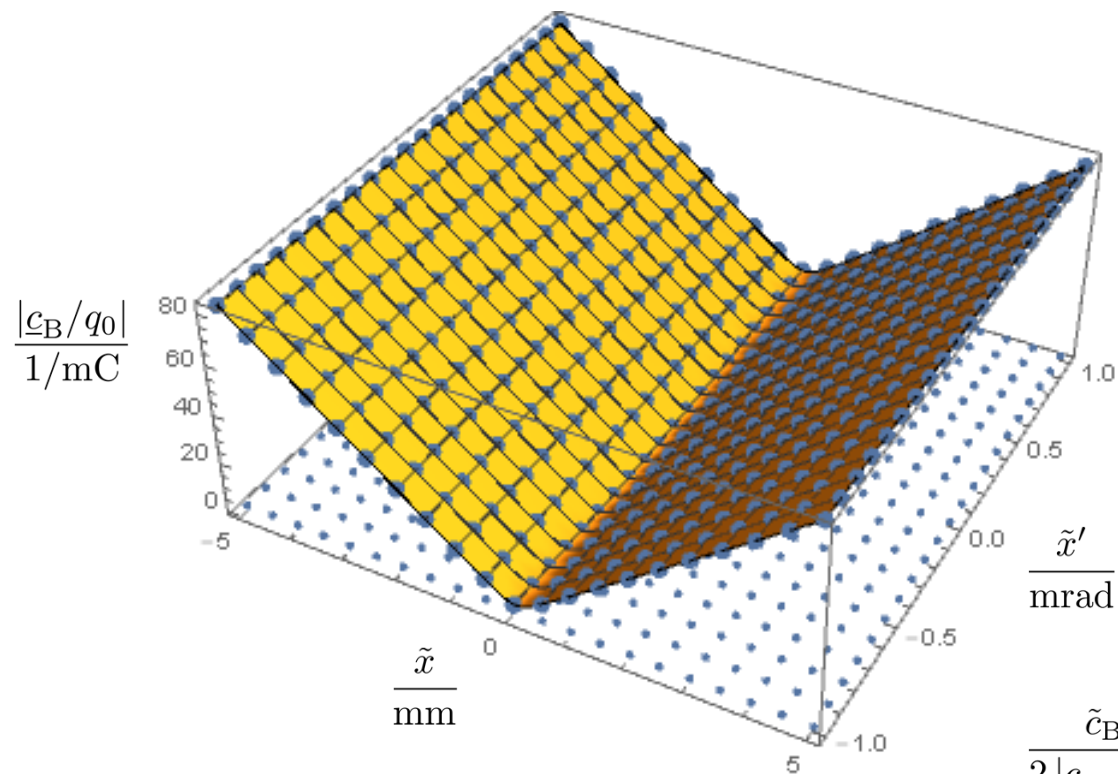
Dipole-Mode Excitation

- Excited Mode Amplitude (magnitude, projected)
 - Single point-charge excitation of mode B



Dipole-Mode Excitation

- Excited Mode Amplitude (magnitude fitting)
 - Single point-charge excitation of mode B



$$|c_{B1}/q_0| = \frac{16.376}{\text{mC mm}}$$

$$|c_{B2}/q_0| = \frac{3.492}{\text{mC mrad}}$$

$$\tilde{c}_{B12}/q_0^2 = \frac{-0.241}{\text{mC}^2 \text{ mm mrad}}$$

$$\tilde{x}_0 = 0.048 \text{ mm}$$

$$\tilde{x}'_0 = -0.143 \text{ mrad}$$

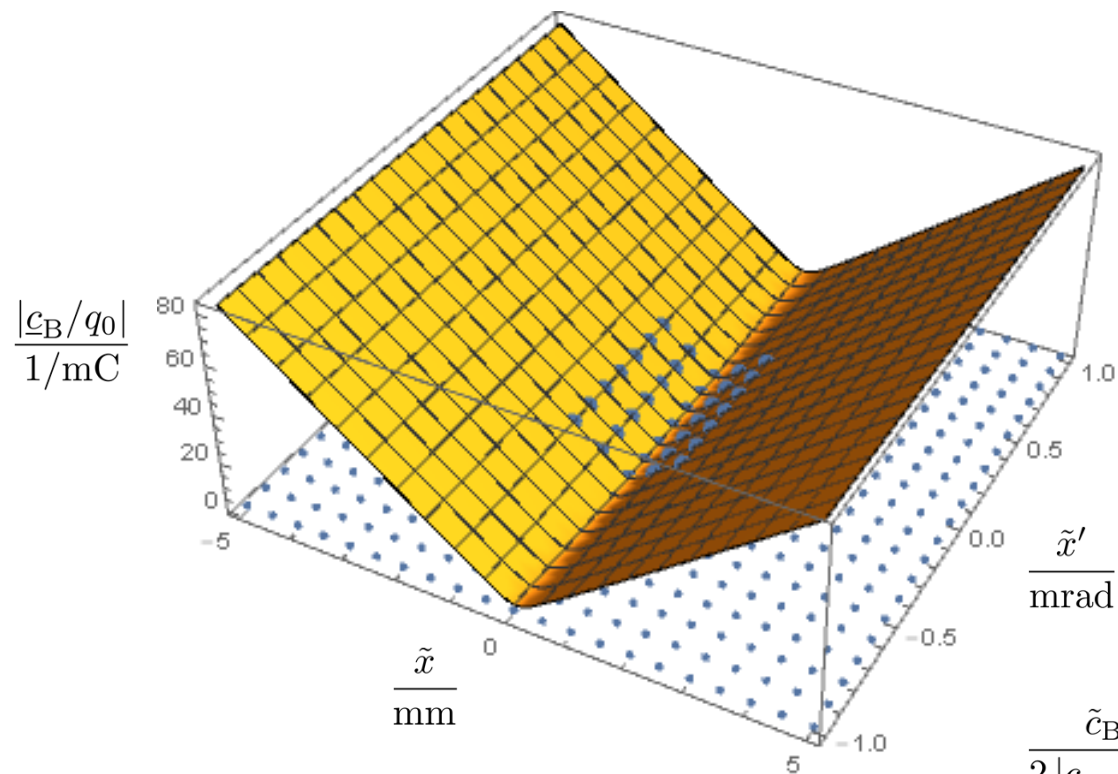
$$\frac{|c_{B2}|}{|c_{B1}|} = 0.213 \frac{\text{mm}}{\text{mrad}}$$

Sensitivity

$$\frac{\tilde{c}_{B12}}{2 |c_{B1}| |c_{B2}|} = \cos(90.1^\circ)$$

Dipole-Mode Excitation

- Excited Mode Amplitude (magnitude fitting, reduced)
 - Single point-charge excitation of mode B



$$|c_{B1}/q_0| = \frac{16.376}{\text{mC mm}}$$

$$|c_{B2}/q_0| = \frac{3.492}{\text{mC mrad}}$$

$$\tilde{c}_{B12}/q_0^2 = \frac{-0.239}{\text{mC}^2 \text{ mm mrad}}$$

$$\tilde{x}_0 = 0.048 \text{ mm}$$

$$\tilde{x}'_0 = -0.143 \text{ mrad}$$

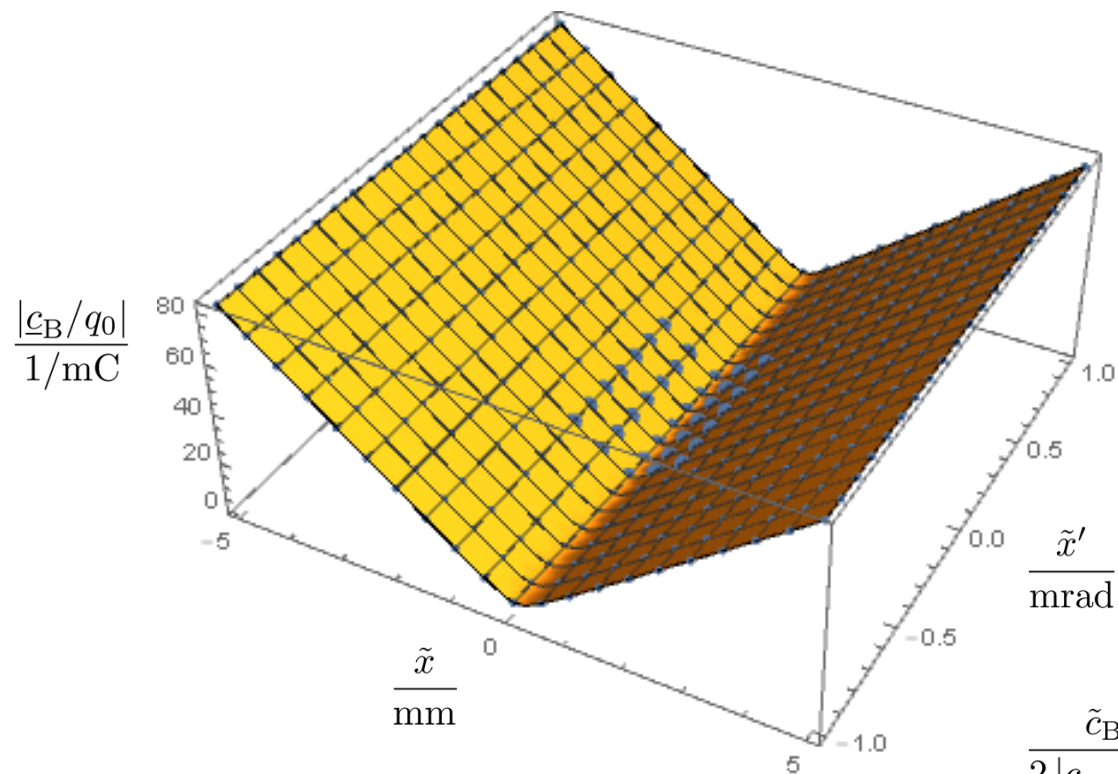
$$\frac{|c_{B2}|}{|c_{B1}|} = 0.213 \frac{\text{mm}}{\text{mrad}}$$

Sensitivity

$$\frac{\tilde{c}_{B12}}{2 |c_{B1}| |c_{B2}|} = \cos(90.1^\circ)$$

Dipole-Mode Excitation

- Excited Mode Amplitude (magnitude fitting, reduced)
 - Single point-charge excitation of mode B



$$|c_{B1}/q_0| = \frac{16.376}{\text{mC mm}}$$

$$|c_{B2}/q_0| = \frac{3.489}{\text{mC mrad}}$$

$$\tilde{c}_{B12}/q_0^2 \stackrel{!}{=} \frac{0}{\text{mC}^2 \text{ mm mrad}}$$

$$\tilde{x}_0 = 0.048 \text{ mm}$$

$$\tilde{x}'_0 = -0.143 \text{ mrad}$$

$$\frac{|c_{B2}|}{|c_{B1}|} = 0.213 \frac{\text{mm}}{\text{mrad}}$$

Sensitivity

$$\frac{\tilde{c}_{B12}}{2 |c_{B1}| |c_{B2}|} = \cos(90.0^\circ)$$

Dipole Mode Excitation

▪ Sensitivities of Field Magnitude

Mode A

$$\left| \frac{\partial \underline{c}_A / q_0}{\partial \tilde{y}} \right| = |\underline{c}_{A1} / q_0| = \frac{16.248}{\text{mC mm}}$$

$$\left| \frac{\partial \underline{c}_A / q_0}{\partial \tilde{y}'} \right| = |\underline{c}_{A2} / q_0| = \frac{3.517}{\text{mC mrad}}$$

Mode B

$$\left| \frac{\partial \underline{c}_B / q_0}{\partial \tilde{x}} \right| = |\underline{c}_{B1} / q_0| = \frac{16.376}{\text{mC mm}}$$

$$\left| \frac{\partial \underline{c}_B / q_0}{\partial \tilde{x}'} \right| = |\underline{c}_{B2} / q_0| = \frac{3.492}{\text{mC mrad}}$$

▪ Ratio of Sensitivities

$$\frac{\left| \frac{\partial \underline{c}_A}{\partial \tilde{y}'} \right|}{\left| \frac{\partial \underline{c}_A}{\partial \tilde{y}} \right|} = 0.216 \frac{\text{mm}}{\text{mrad}}$$

$$\frac{\left| \frac{\partial \underline{c}_B}{\partial \tilde{x}'} \right|}{\left| \frac{\partial \underline{c}_B}{\partial \tilde{x}} \right|} = 0.213 \frac{\text{mm}}{\text{mrad}}$$

$$\vec{E}(\vec{r}, t) = \sum_{\nu=1}^{\infty} \Re(\underline{c}_{\nu} e^{i\omega_{\nu} t}) \vec{E}_{\nu}(\vec{r})$$

Dipole Mode Excitation

- Sensitivities of Port Voltages wrt. Shifted Trajectories

Mode A

$$\frac{\partial U_{\text{Port 1}/q_0}}{\partial \tilde{y}} = 0.640 \frac{\text{mV}}{\text{nC mm}}$$

$$\frac{\partial U_{\text{Port 2}/q_0}}{\partial \tilde{y}} = 116.9 \frac{\text{mV}}{\text{nC mm}}$$

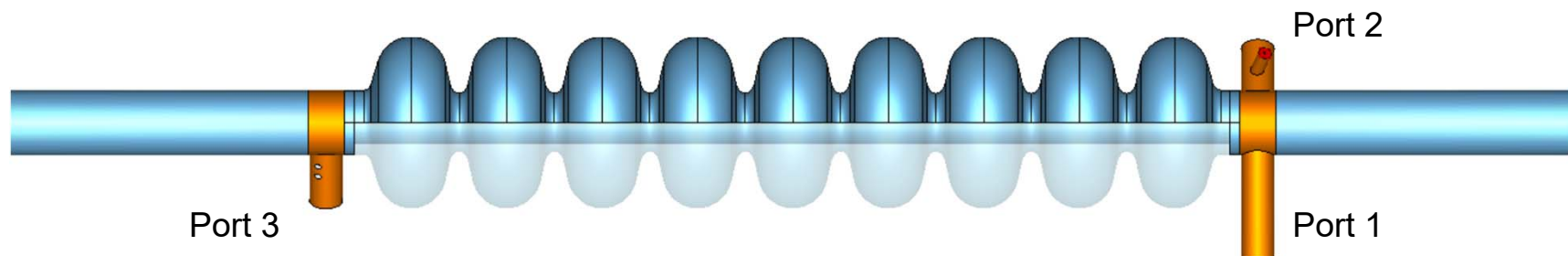
$$\frac{\partial U_{\text{Port 3}/q_0}}{\partial \tilde{y}} = 67.18 \frac{\text{mV}}{\text{nC mm}}$$

Mode B

$$\frac{\partial U_{\text{Port 1}/q_0}}{\partial \tilde{x}} = 8.297 \frac{\text{mV}}{\text{nC mm}}$$

$$\frac{\partial U_{\text{Port 2}/q_0}}{\partial \tilde{x}} = 33.01 \frac{\text{mV}}{\text{nC mm}}$$

$$\frac{\partial U_{\text{Port 3}/q_0}}{\partial \tilde{x}} = 76.81 \frac{\text{mV}}{\text{nC mm}}$$



Dipole Mode Excitation

- Sensitivities of Port Voltages wrt. Tilted Trajectories

Mode A

$$\frac{\partial U_{\text{Port 1}/q_0}}{\partial \tilde{y}'} = 0.139 \frac{\text{mV}}{\text{nC mrad}}$$

$$\frac{\partial U_{\text{Port 2}/q_0}}{\partial \tilde{y}'} = 25.30 \frac{\text{mV}}{\text{nC mrad}}$$

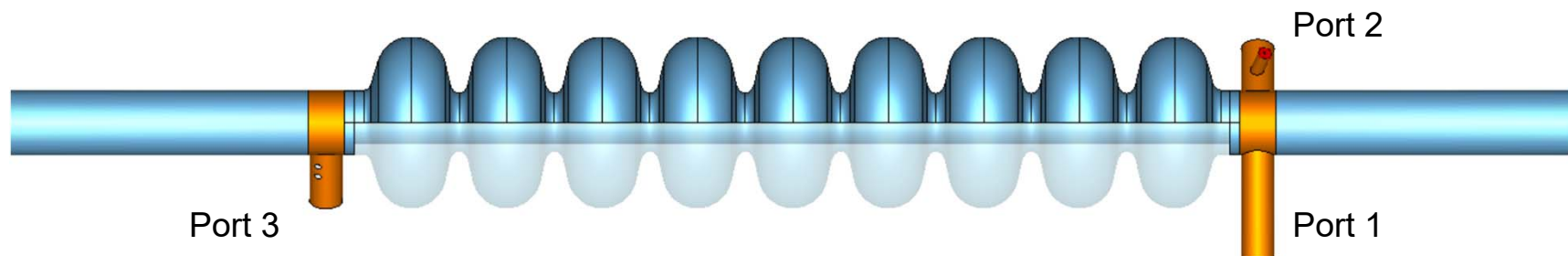
$$\frac{\partial U_{\text{Port 3}/q_0}}{\partial \tilde{y}'} = 14.54 \frac{\text{mV}}{\text{nC mrad}}$$

Mode B

$$\frac{\partial U_{\text{Port 1}/q_0}}{\partial \tilde{x}'} = 1.769 \frac{\text{mV}}{\text{nC mrad}}$$

$$\frac{\partial U_{\text{Port 2}/q_0}}{\partial \tilde{x}'} = 7.040 \frac{\text{mV}}{\text{nC mrad}}$$

$$\frac{\partial U_{\text{Port 3}/q_0}}{\partial \tilde{x}'} = 16.38 \frac{\text{mV}}{\text{nC mrad}}$$



Outline

- Motivation
- Dipole-Mode Eigenvalue Calculation
 - Electromagnetic field distribution
 - Single point-charge excitation using shifted trajectories
- Dipole-Mode Excitation
 - Excited complex-valued amplitude wrt. shifted and tilted trajectories
 - Magnitude fitting as used in the experimental data evaluations
 - Sensitivity wrt. shifted and tilted trajectories
- **Summary / Outlook**

Summary / Outlook

▪ Summary

- Precise eigenmode calculation for the two dipole modes resonating at 1.706 GHz including frequency, quality factor and field distributions
- Single point-charge excitation using shifted and tilted trajectories
- Fitting of the excited magnitude to an analytically derived model (nonzero shift and tilt obtained even for an ideal cavity setup)

▪ Outlook

- Magnitude fitting as used in the experimental data evaluations are sensitive to measurement errors
- Evaluating additional phase information can avoid such type of errors

