



# Design and Construction of a TPC using GEM Foils for Gas Amplification

Peter Wienemann  
DESY

On behalf of the LC TPC groups:

Aachen, Berkeley, Carleton, Cracow, DESY, Hamburg, Karlsruhe, MIT, Montreal,  
MPI Munich, NIKHEF, Novosibirsk, Orsay, St. Petersburg, Rostock, Saclay, Victoria

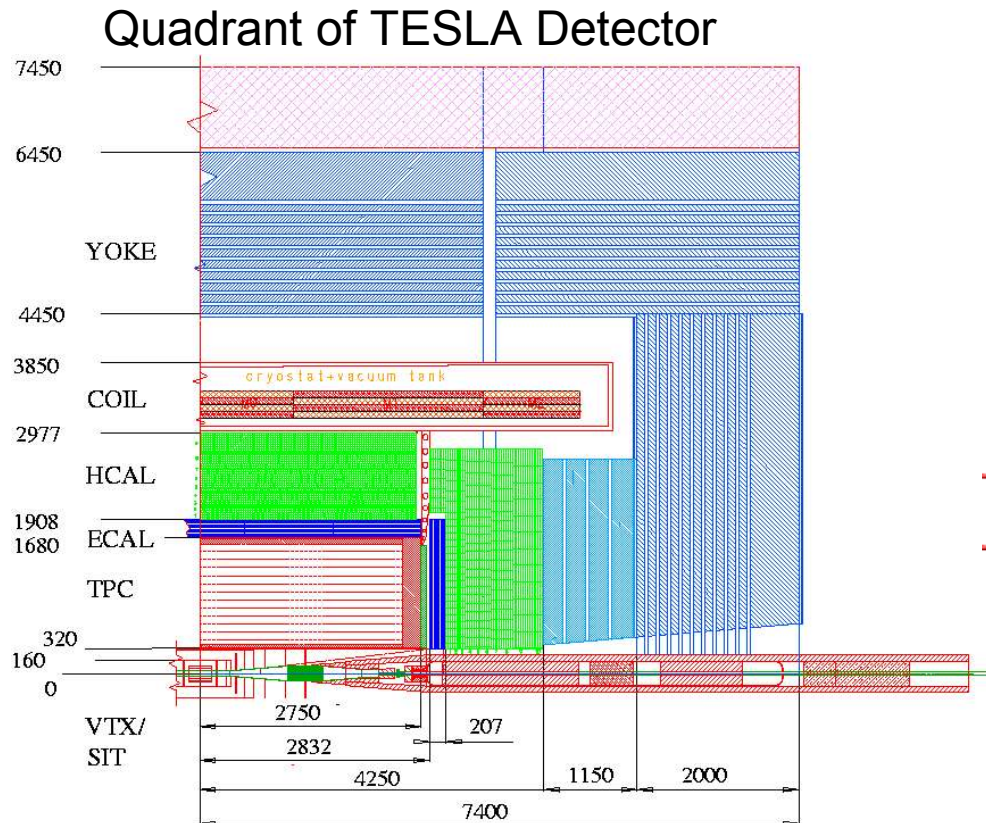


32<sup>nd</sup> International Conference on High Energy Physics  
August 16-22, 2004  
Beijing, China

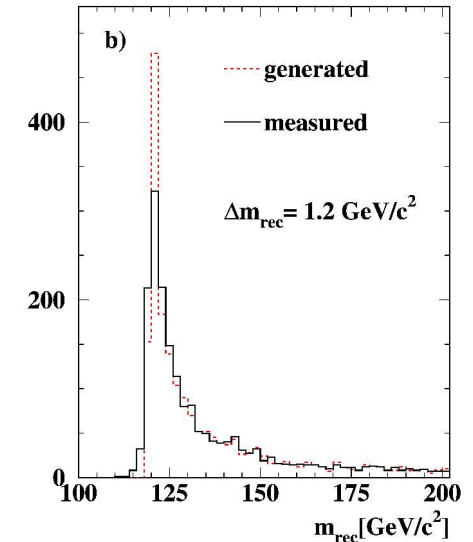
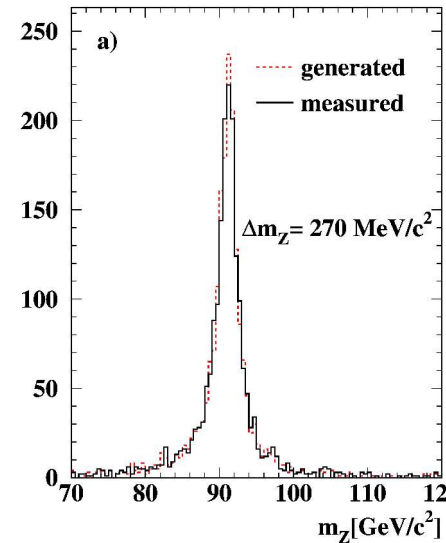
# A Detector for a Linear Collider

LC:  $e^+e^-$  collider,  $m_Z \leq \sqrt{s} \leq 1 \text{ TeV}$ ,  
 $L \leq 5 \times 10^{34} \text{ cm}^{-2} \text{ s}^{-1}$

LC detector concept focuses on  
**precision**



Higgs-strahlung  $e^+e^- \rightarrow HZ \rightarrow Hl^+l^-$



Example: Reconstruction of Higgs properties requires:

- excellent momentum resolution
- good particle identification

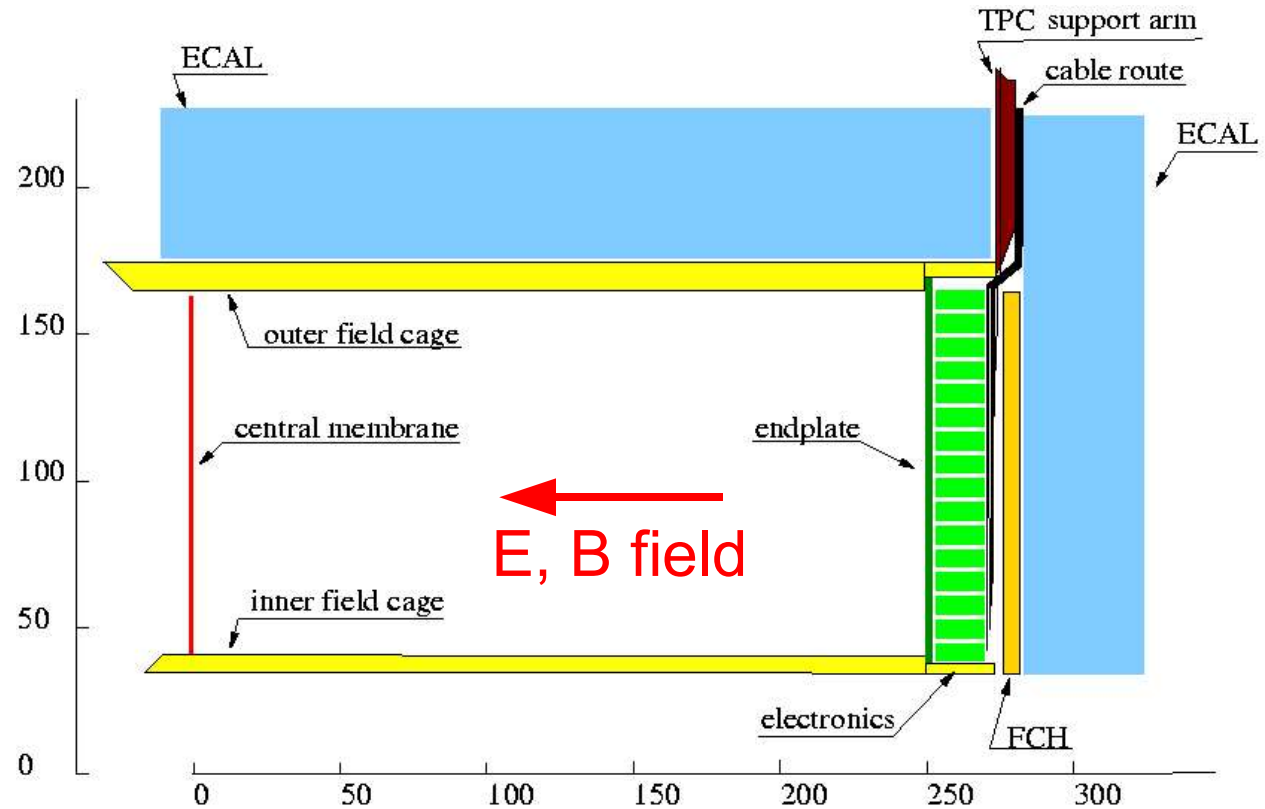
High resolution tracker (+ vertex detector) **essential** to achieve this goal

# Time Projection Chamber (TPC)

Instrument a large volume with many voxels and a minimum amount of material, 3D reconstruction, good particle identification via  $dE/dx$

## Example: TESLA TPC

- Length 5.46 m,  $\varnothing$  3.4 m
- Magnetic field 4 T
- Field cage  $0.03 X_0$
- $1.2 \times 10^6$  channels
- 200 points per track



## Envisaged precision:

- Momentum resolution:  $\Delta p_t/p_t^2 = 1.5 \times 10^{-4} \text{ GeV}^{-1}$  (1/10 x LEP)
- Single point resolution: 100  $\mu\text{m}$
- $dE/dx$  accuracy: 5 %

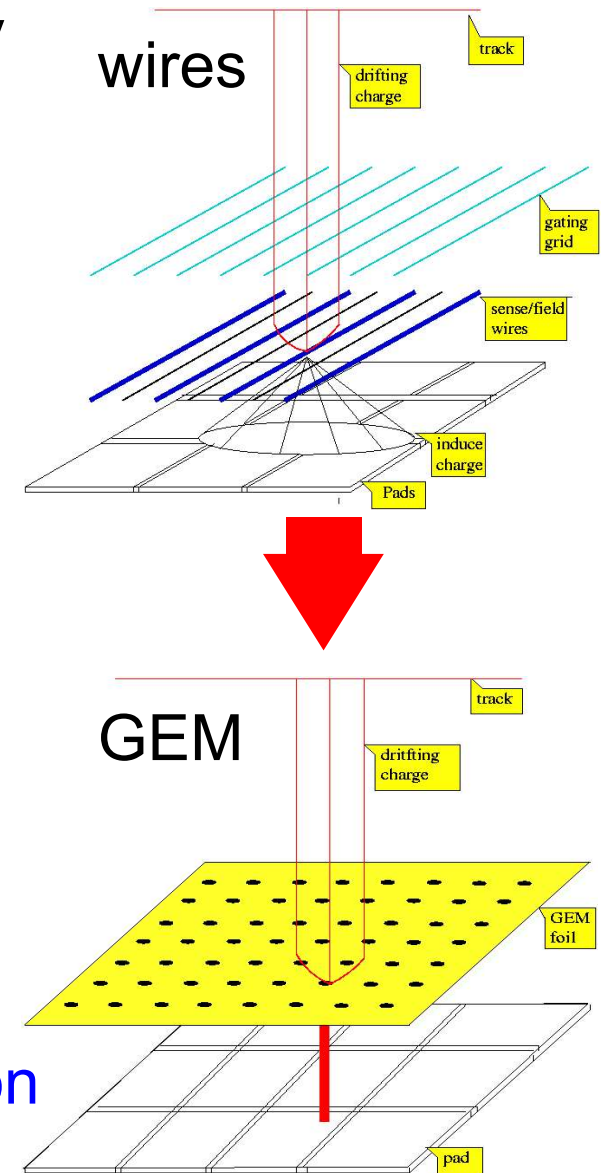
# New Gas Amplification Devices

Replace conventional MWPC system (wires) by Micro Pattern Gas Detectors (MPGD):

Most promising examples:

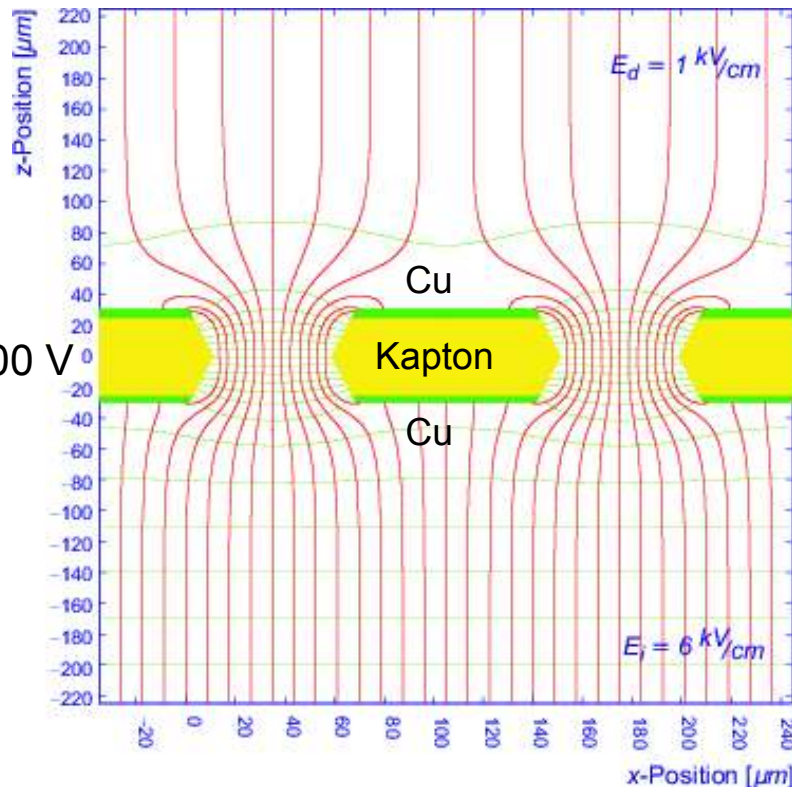

- **Gas Electron Multiplier (GEM)** (F. Sauli, 1996)  
→ this talk
- **Micromegas** (Y. Giomataris *et. al.*, 1996)  
→ talk by P. Colas

- Advantages:
- Two-dimensional symmetry
  - Amplification structure of order  $100 \mu\text{m}$
  - Fast electron signal
  - Intrinsic ion feedback suppression
  - Allow simpler mechanics



# The Gas Electron Multiplier (GEM)

- 50  $\mu\text{m}$  thick Kapton foil
- 5  $\mu\text{m}$  copper coating on both sides
- hexagonally aligned holes  
 $\varnothing$  70  $\mu\text{m}$ , 140  $\mu\text{m}$  pitch



## Multiple GEM structures:

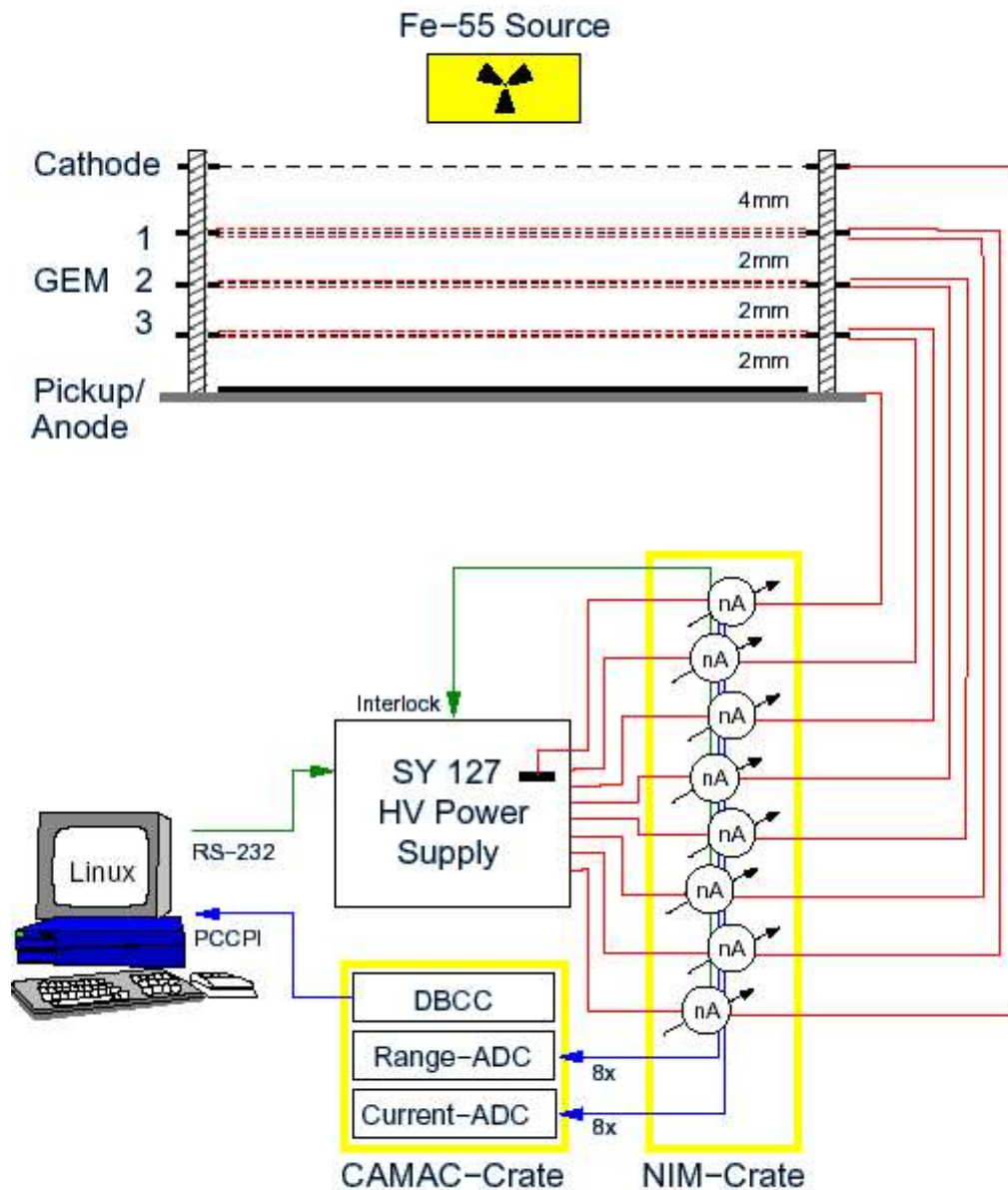
- Safer operation
- More flexibility to optimize charge transfer

# *R&D Overview*

---

- Study charge transfer through GEMs in high B fields
- Optimize GEM voltage settings:
  - Maximal transparency for electrons
  - Minimal transparency for ions (→ distort drift field)
- Optimize field cage design
- Determine achievable spatial resolution in high B fields
- Prove reliable operation of TPCs with GEM amplification

# Setup for Charge Transfer Measurements

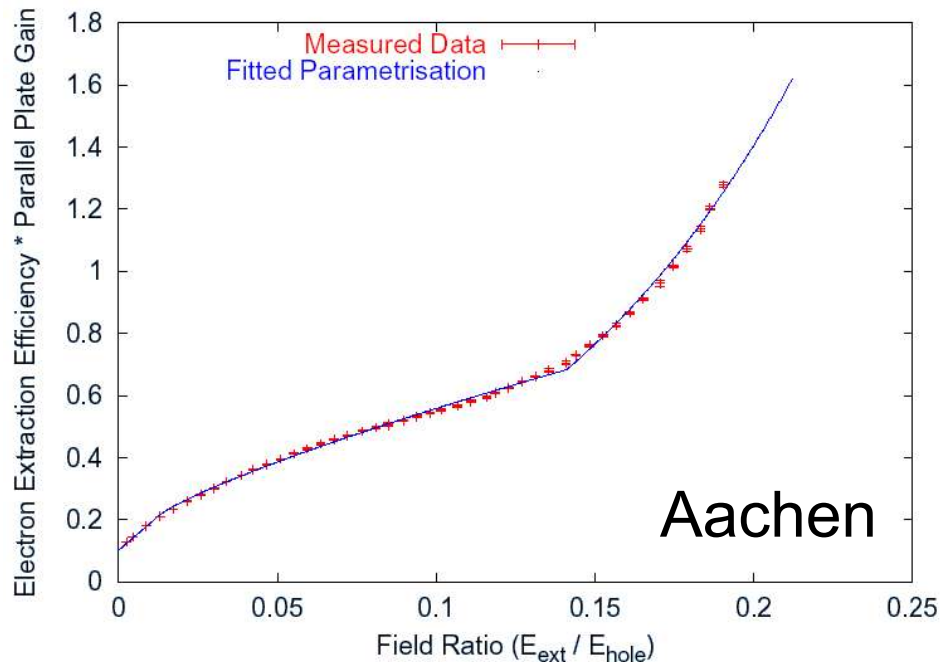


- Triple GEM structure with current readout
- Measurements in superconducting 5 T magnet at DESY

# Parametrization of Transfer Coefficients

Measured and parametrized for Ar-CH<sub>4</sub>-CO<sub>2</sub> (93-5-2) at 4 T

Example: e<sup>-</sup> extraction efficiency



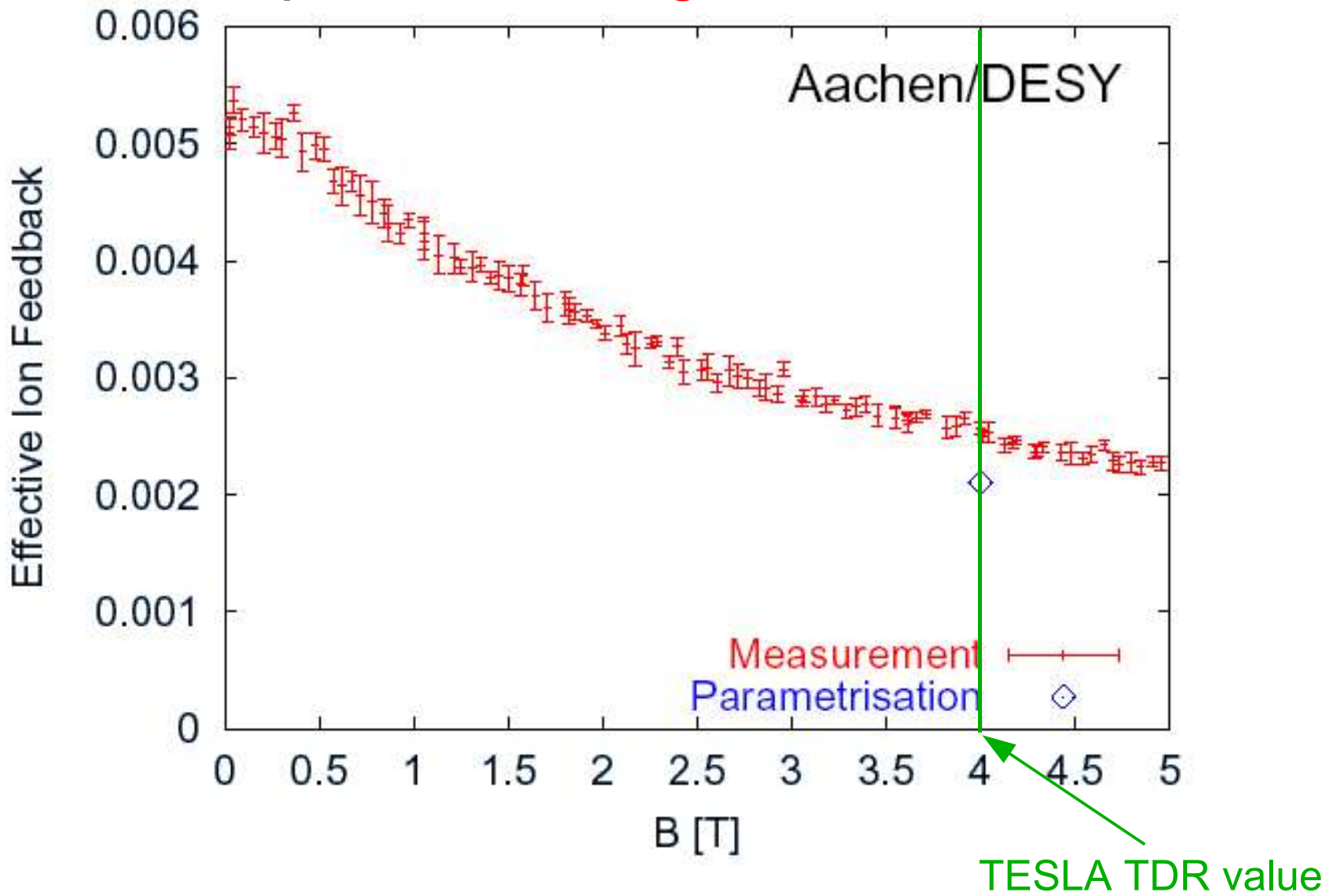
Corresponding parametrizations for:  
e<sup>-</sup> collection efficiency, gain,  
ion collection/extraction efficiency

Parametrizations used to find HV setting with minimal ion feedback:

$$IF = I_{\text{Cathode}} / I_{\text{Anode}}$$

# Ion Feedback


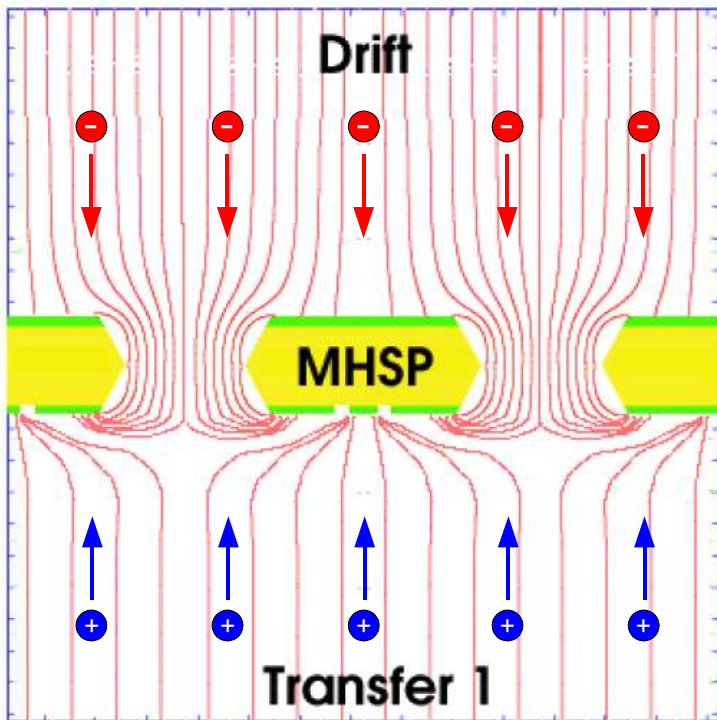
Optimal: IF x gain < 1



# Micro Hole Strip Plate (MHSP)

Idea to reduce ion feedback:  
Replace first GEM of triple  
GEM stack with MHSP

Electric field line simulation:

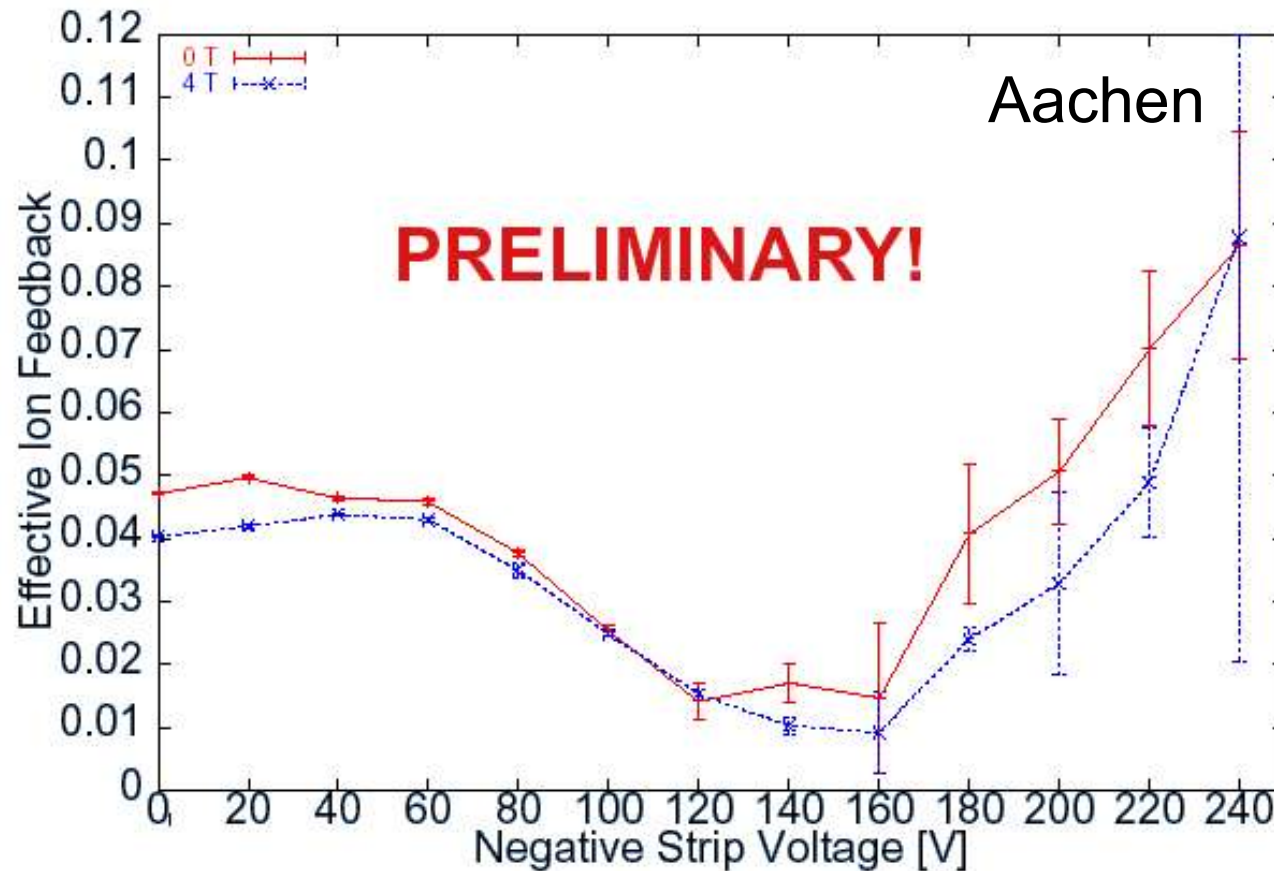


Principle:

Apply negative strip voltage

→ Ions collected on strips,  
electrons extracted from holes  
due to diffusion

# First Measurements with MHSPs



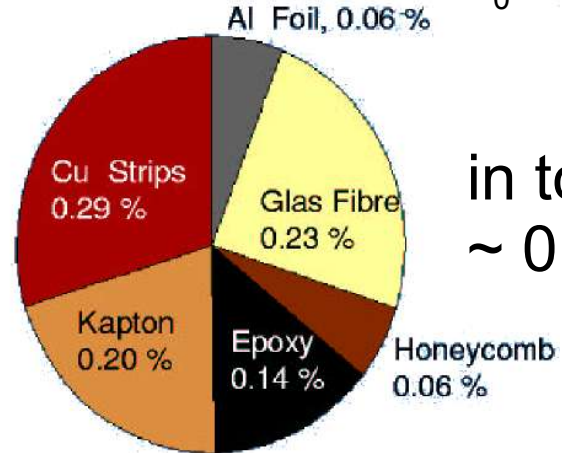
- Neg. strip voltage reduces IF by a factor of 4
- Principle proven
- Optimization to be done

# Field Cage Design

## Requirements:

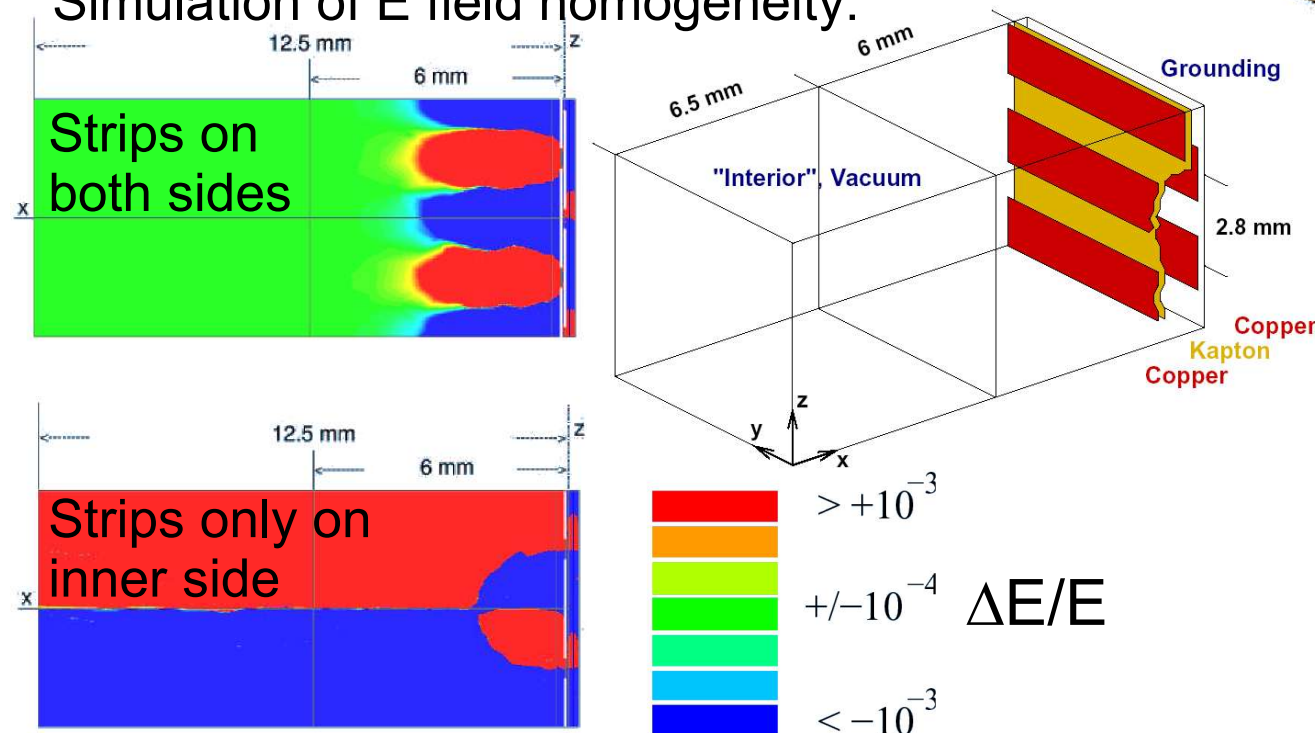
- Low material budget
- Good electric field homogeneity
- Low heat emission of resistor chain
- High voltage resistance

Material budget in  $X_0$ :




in total  
~ 0.01  $X_0$

Simulation of E field homogeneity:



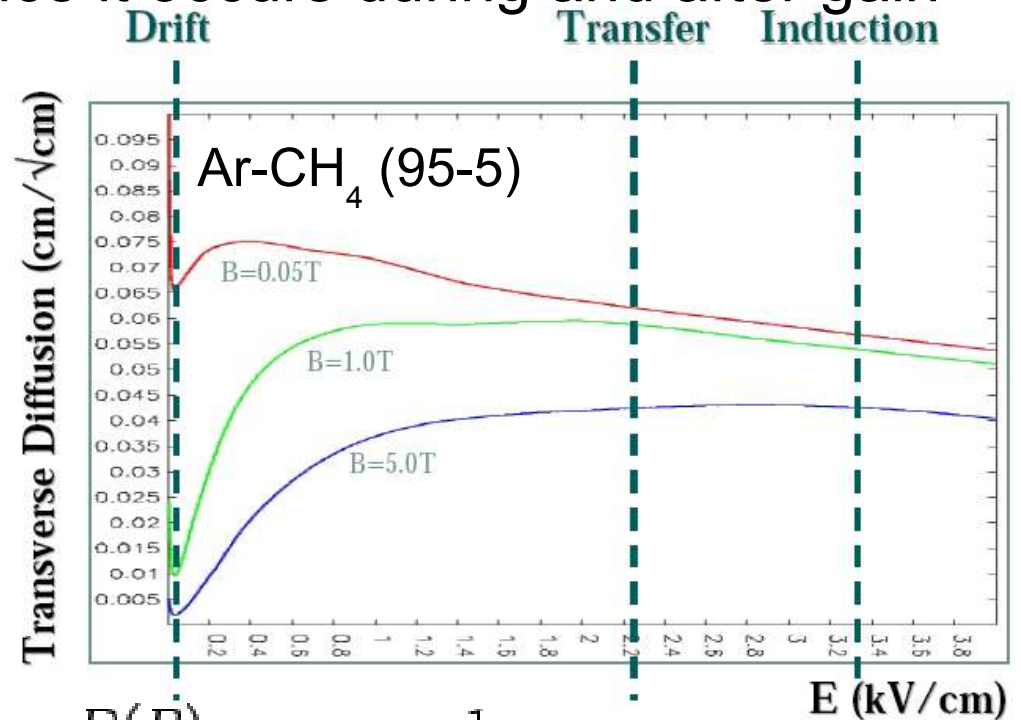
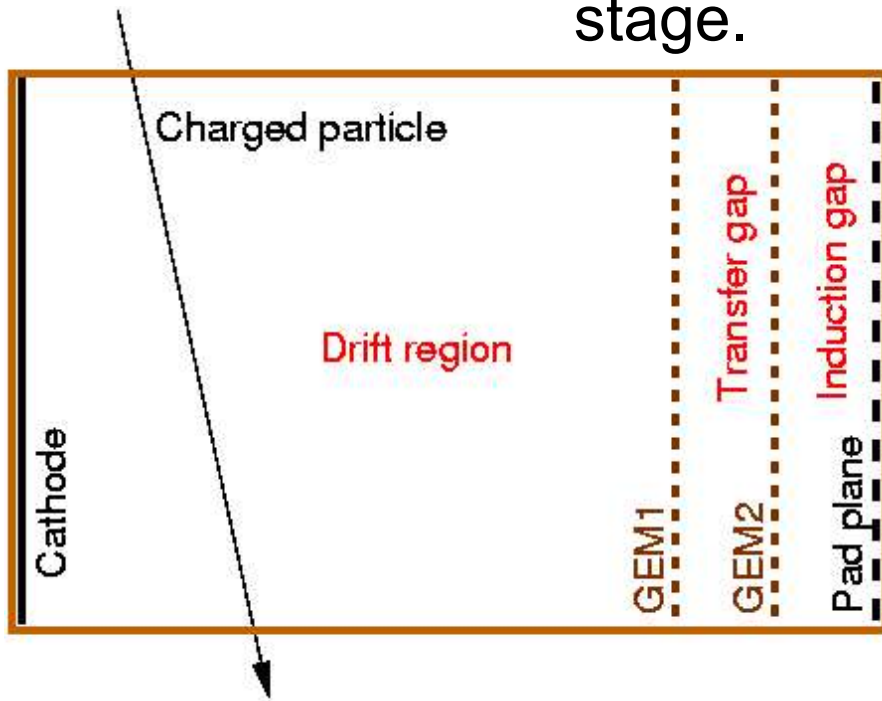
Finished prototype:



# Defocussing


Narrow electron signal → Challenge to accurately reconstruct track position with reasonable number of channels

**GEM advantage:** Diffusion between GEMs spreads charge over larger area. Defocussing does not degrade track resolution since it occurs during and after gain stage.

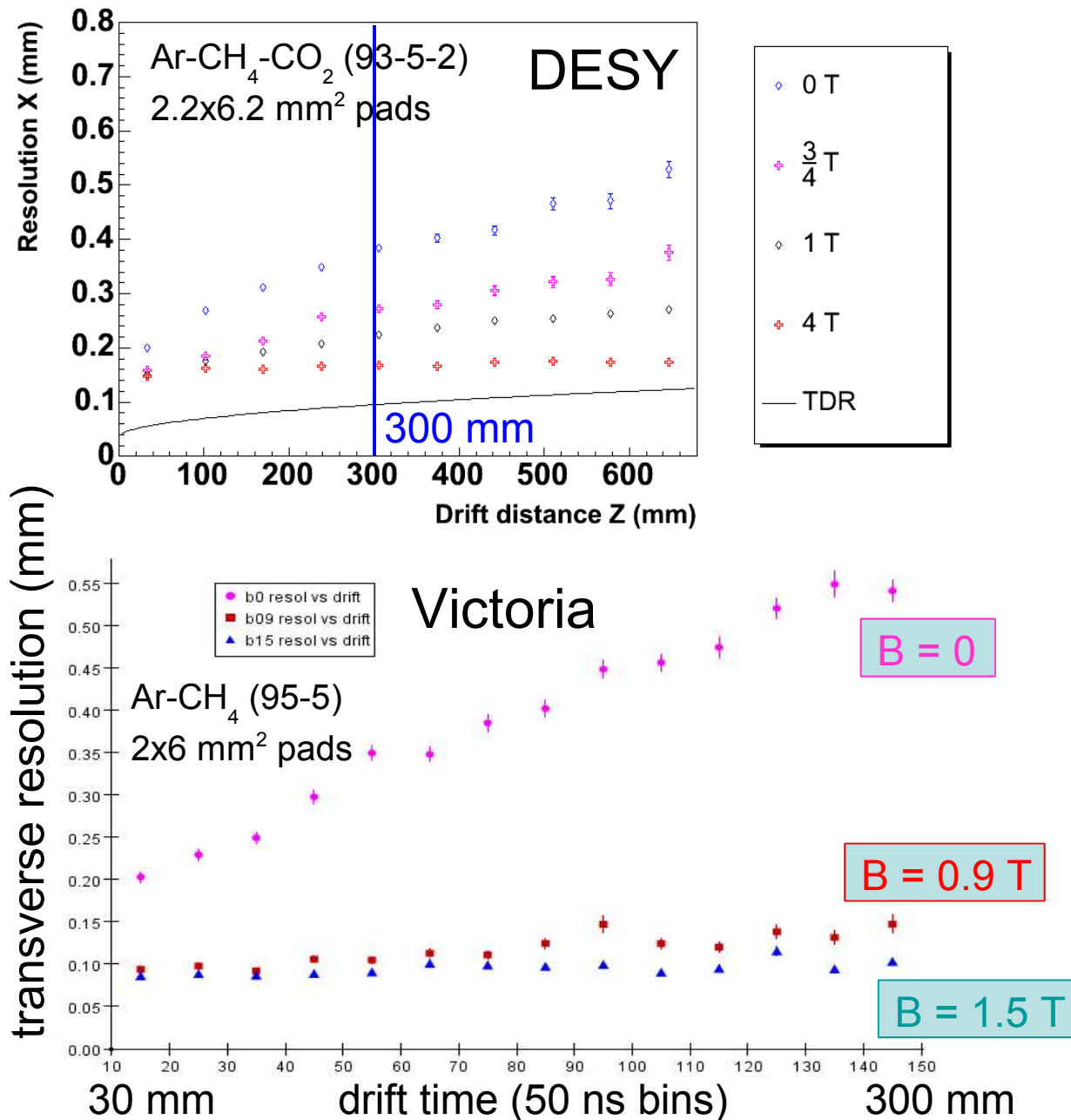


B dependence of diffusion: 
$$\frac{D(B)}{D(0)} = \frac{1}{1 + \omega^2(B)\tau^2(E)}$$

# Transverse Resolution



Measurements with small TPC prototypes in 5 T magnet at DESY



# Summary

---

- Gained good understanding of charge transfer through GEMs.
- Ion feedback of **2.5 ‰** has been achieved with triple GEM setup **at 4 T**. Is this enough?
- First attempts to suppress IF using MHSPs. Optimization of settings to be done.
- Several TPC prototypes with GEM amplification have been built. Quality increases with time.
- Measurements with small prototypes:  
Resolution **~ 100  $\mu\text{m}$**  feasible (2x6 mm<sup>2</sup> pads, P5 gas)
- **Promising achievements with small TPCs.**  
**Experience with large-scale prototypes has to be gained.**