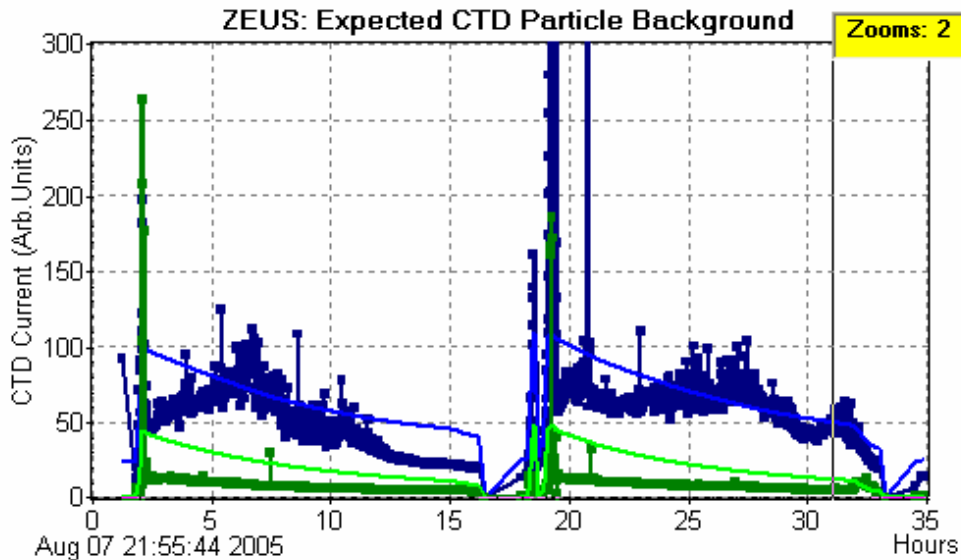
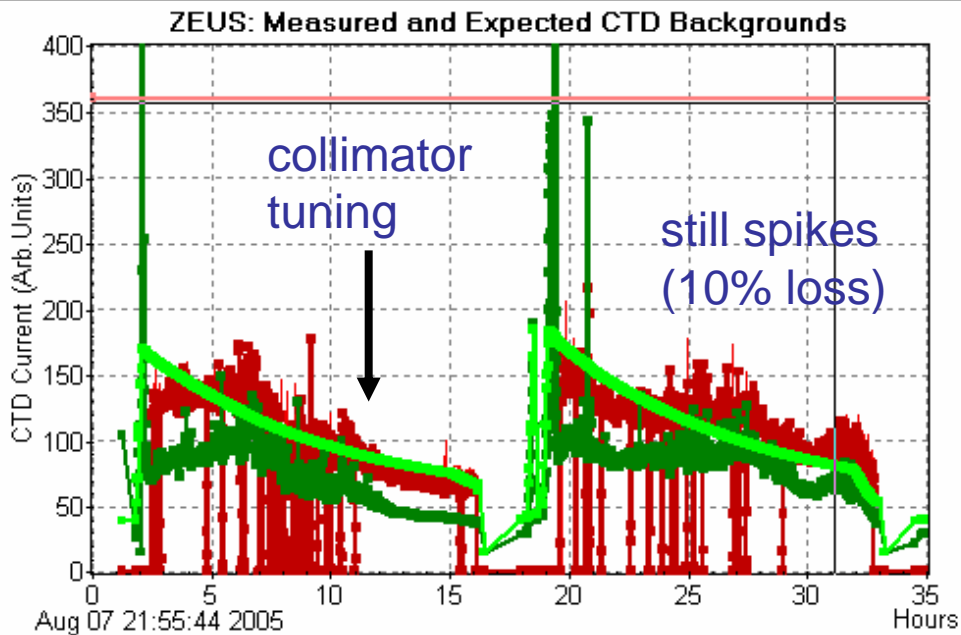






















# HERA and ZEUS week 31



- Many thanks for the access on Thursday
  - BCAL module working
  - minor maintenance also done
- Spikes came back from Saturday
  - Major loss on efficiency (10-40 %)



| from       |          | to         |          | gated [nb <sup>-1</sup> ] | usable [nb <sup>-1</sup> ] | efficiency  | lost by<br>DAQ Not Active   | lost by<br>CTD trips  |
|------------|----------|------------|----------|---------------------------|----------------------------|---|---|---|
| 2005-08-08 | 17:32:09 | 2005-08-09 | 06:56:03 | 806.21                    | 959.82                     | 84%  | 4%   | 10%  |
| 2005-08-08 | 00:19:19 | -          | 14:08:20 | 672.44                    | 892.85                     | 75%  | 7%   | 16%  |
| 2005-08-07 | 10:57:17 | -          | 15:18:20 | 251.25                    | 445.92                     | 56%  | 2%   | 39%  |
| 2005-08-06 | 22:21:52 | 2005-08-07 | 08:33:32 | 609.21                    | 725.11                     | 84%  | 1%  | 13%  |
| 2005-08-06 | 08:15:03 | -          | 20:13:49 | 537.37                    | 675.36                     | 80%  | 4%   | 14%  |
| 2005-08-06 | 05:26:23 | -          | 06:52:26 | 77.02                     | 146.80                     | 52%  | 41%  | 4%   |
| 2005-08-05 | 15:49:19 | 2005-08-06 | 03:12:47 | 618.94                    | 675.18                     | 92%  | 4%   | 2%   |

- Efficiency mostly lost by CTD trips
  - 1<sup>st</sup> fill on 06.08 was a short
  - need to understand spikes